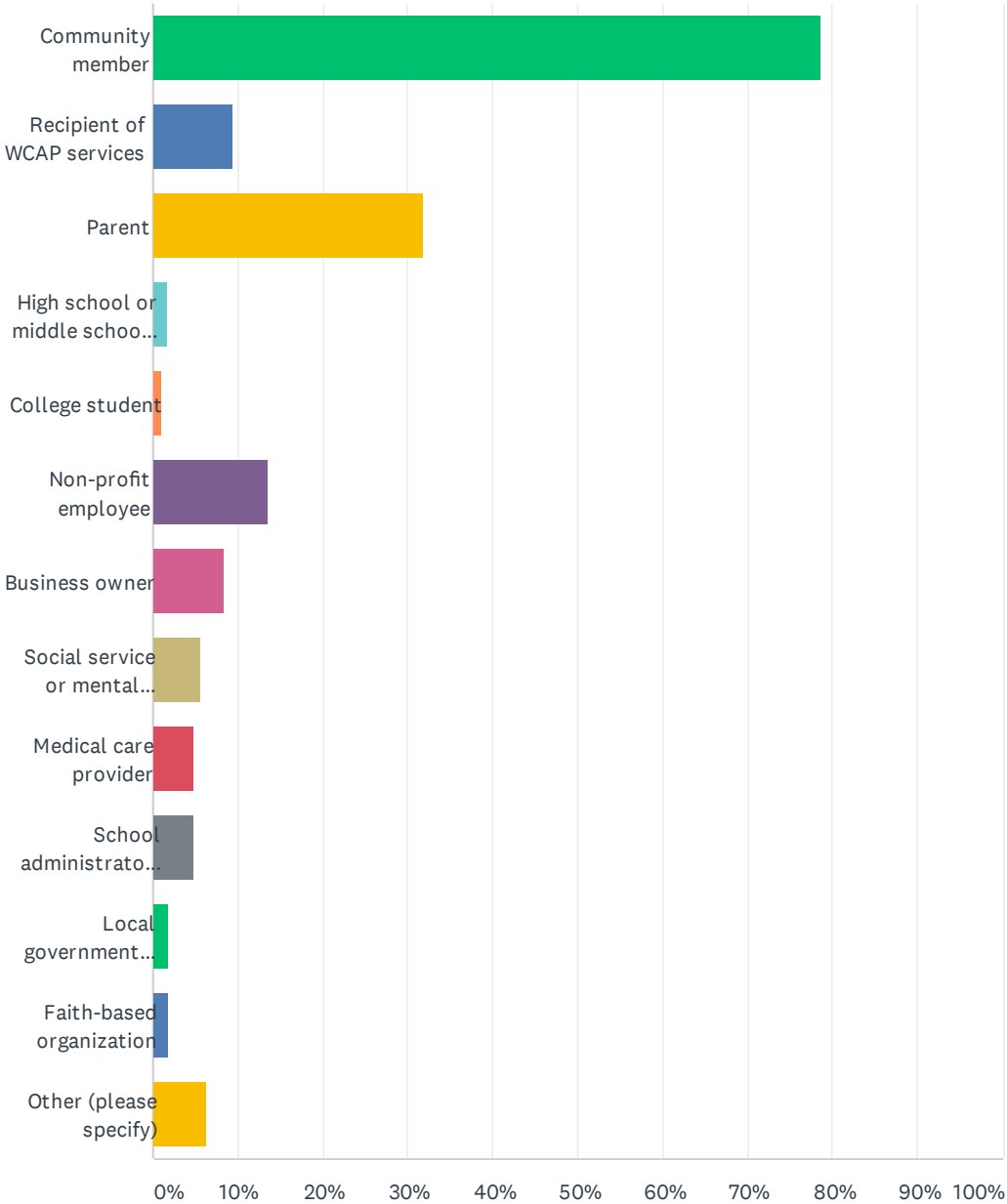


Q1 I am responding from the perspective of a: (Please check all that apply)

Answered: 531 Skipped: 1

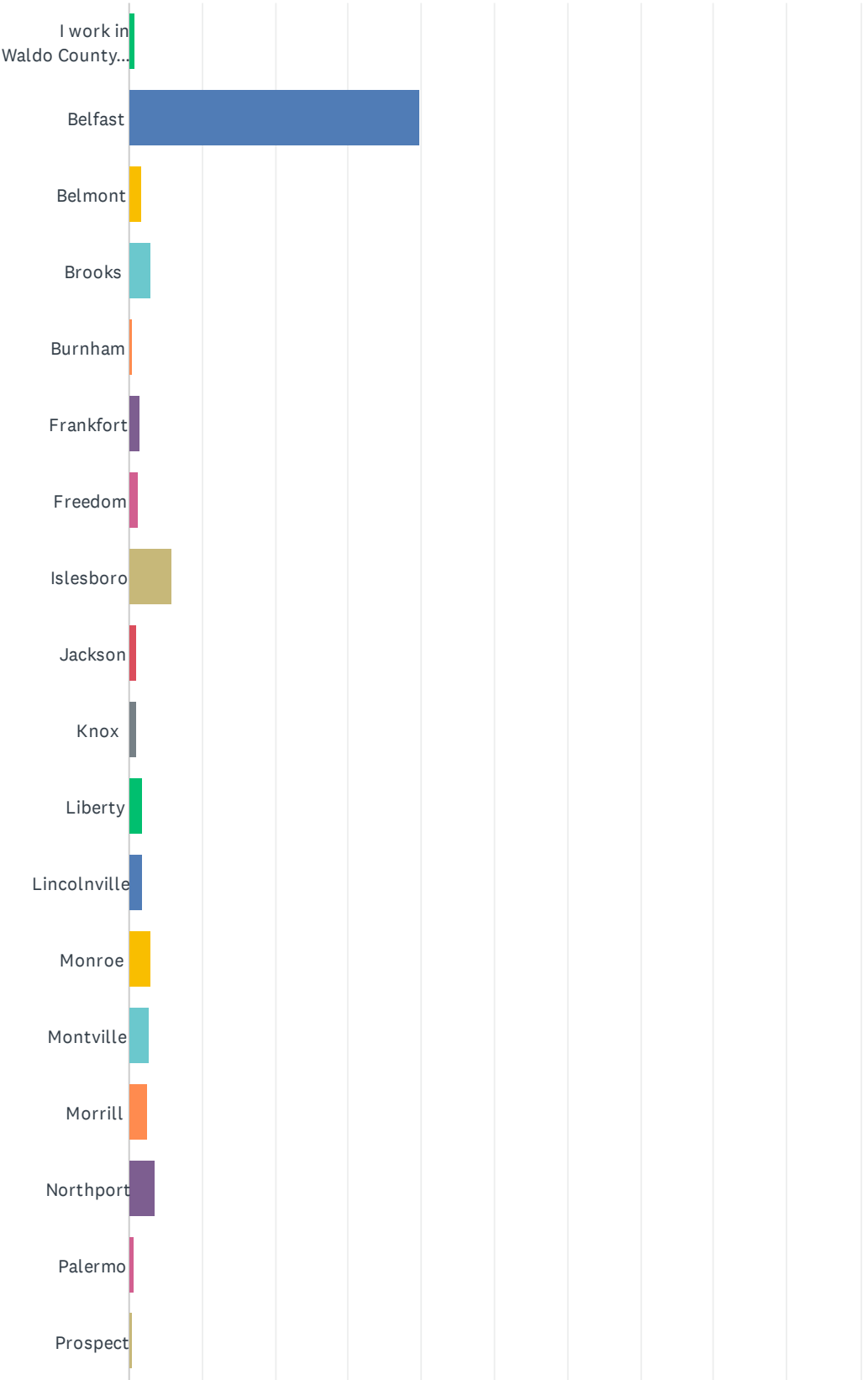


Confidential 2020 Survey for Waldo Community Action Partners Community Assessment

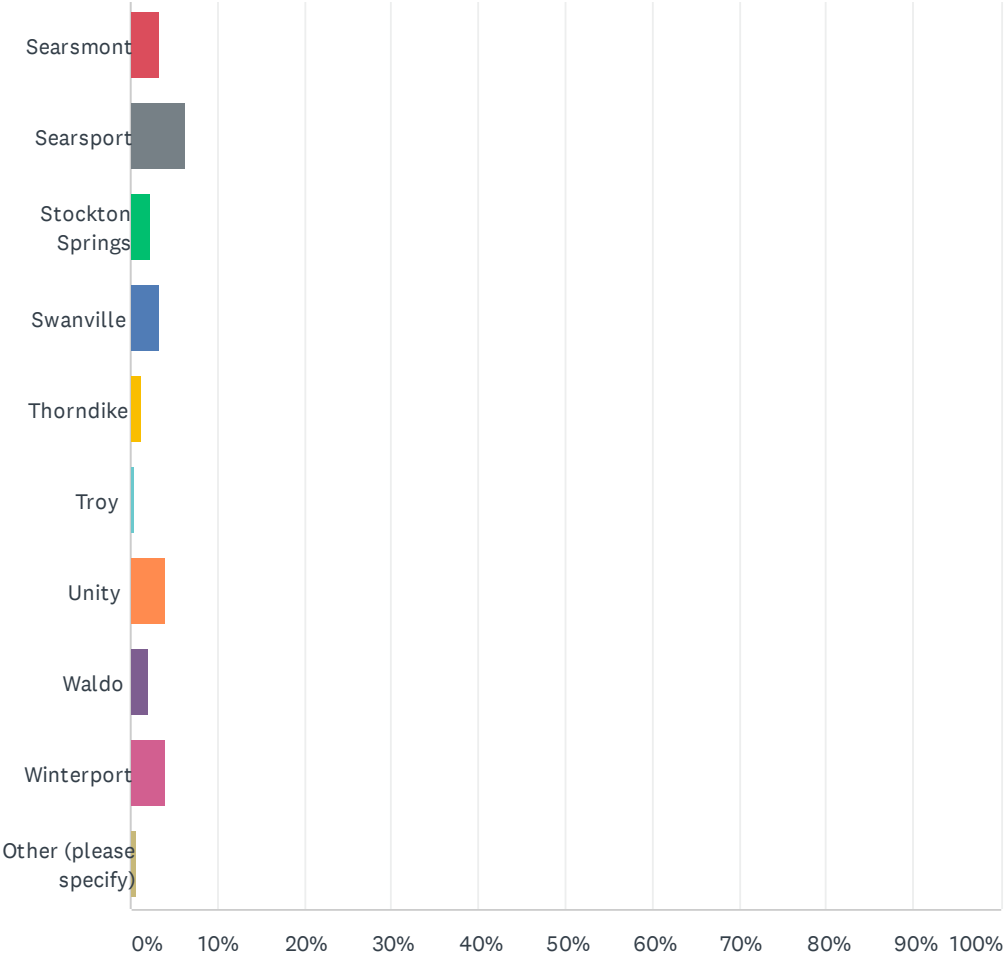
ANSWER CHOICES	RESPONSES	
Community member	78.72%	418
Recipient of WCAP services	9.42%	50
Parent	31.83%	169
High school or middle school student	1.69%	9
College student	1.13%	6
Non-profit employee	13.56%	72
Business owner	8.29%	44
Social service or mental health provider	5.65%	30
Medical care provider	4.90%	26
School administrator/teacher/guidance counselor	4.71%	25
Local government official	1.88%	10
Faith-based organization	1.88%	10
Other (please specify)	6.21%	33
Total Respondents: 531		

Q2 Which town do you live in? (If homeless, check town you slept in last night)

Answered: 520 Skipped: 12



Confidential 2020 Survey for Waldo Community Action Partners Community Assessment

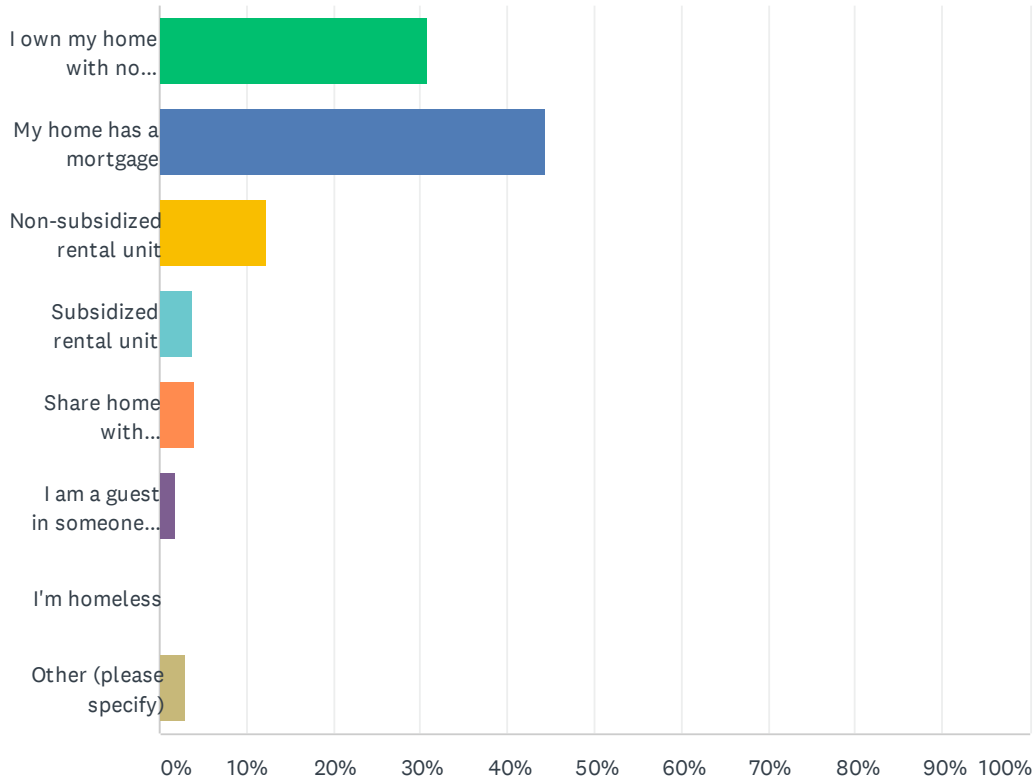


Confidential 2020 Survey for Waldo Community Action Partners Community Assessment

ANSWER CHOICES	RESPONSES	
I work in Waldo County but live elsewhere	0.77%	4
Belfast	39.81%	207
Belmont	1.73%	9
Brooks	2.88%	15
Burnham	0.38%	2
Frankfort	1.54%	8
Freedom	1.15%	6
Islesboro	5.96%	31
Jackson	0.96%	5
Knox	0.96%	5
Liberty	1.92%	10
Lincolnton	1.92%	10
Monroe	2.88%	15
Montville	2.69%	14
Morrill	2.50%	13
Northport	3.46%	18
Palermo	0.58%	3
Prospect	0.38%	2
Searsmont	3.27%	17
Searsport	6.35%	33
Stockton Springs	2.31%	12
Swanville	3.27%	17
Thorndike	1.15%	6
Troy	0.38%	2
Unity	4.04%	21
Waldo	2.12%	11
Winterport	4.04%	21
Other (please specify)	0.58%	3
TOTAL		520

Q3 Type of residence (Please check all that apply)

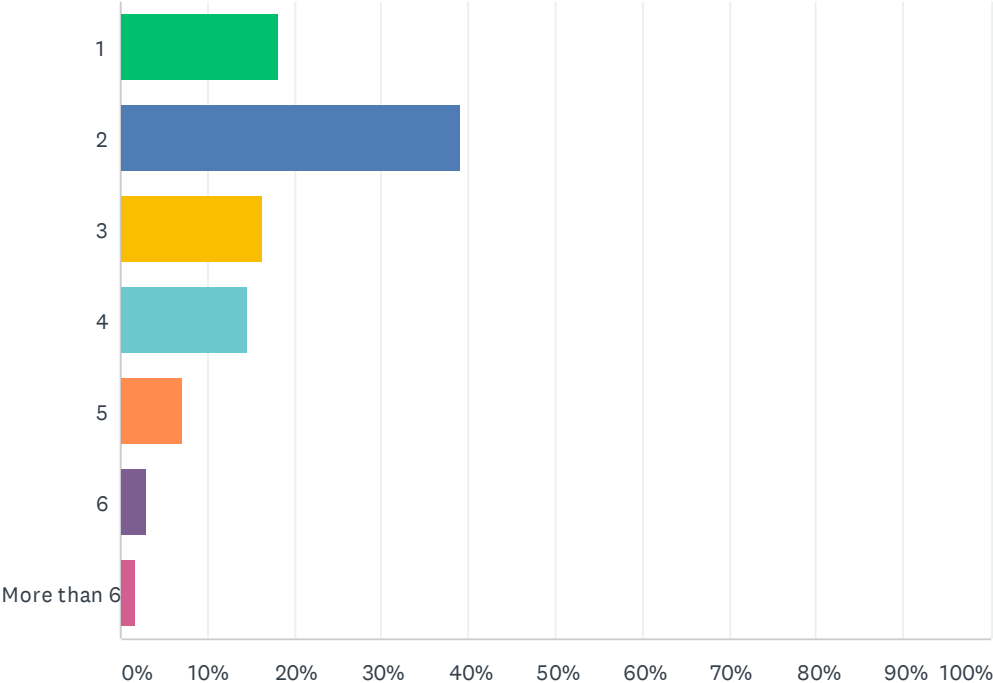
Answered: 531 Skipped: 1



ANSWER CHOICES	RESPONSES	
I own my home with no mortgage	30.70%	163
My home has a mortgage	44.26%	235
Non-subsidized rental unit	12.43%	66
Subsidized rental unit	3.77%	20
Share home with family/friends	3.95%	21
I am a guest in someone else's home	1.88%	10
I'm homeless	0.00%	0
Other (please specify)	3.01%	16
TOTAL		531

Q4 How many adults and children live in your household?

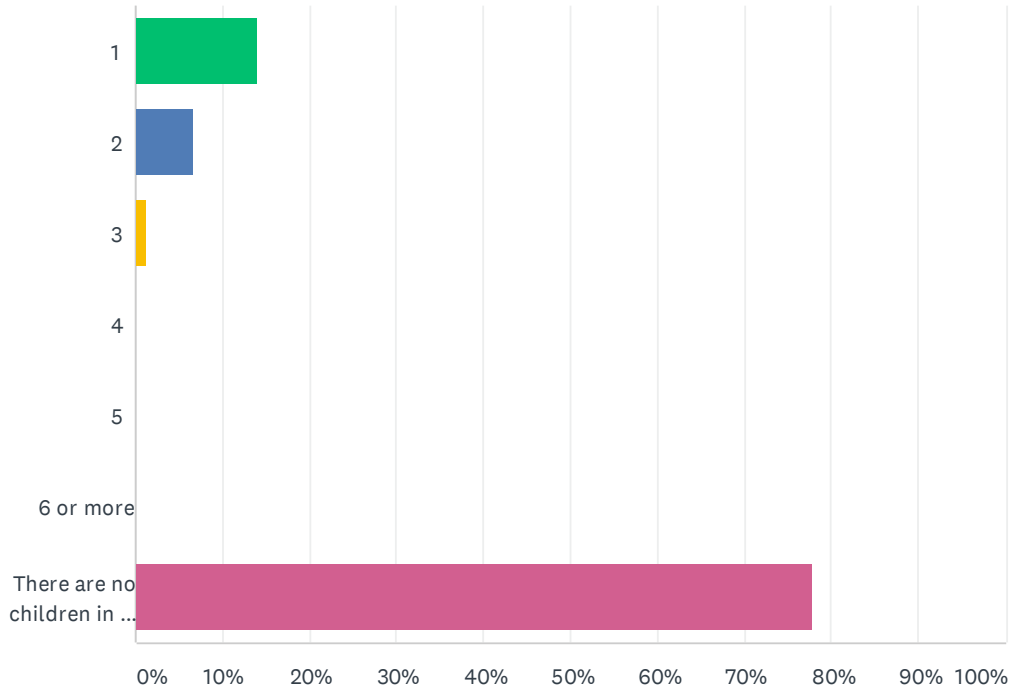
Answered: 529 Skipped: 3



ANSWER CHOICES	RESPONSES	
1	18.15%	96
2	39.13%	207
3	16.26%	86
4	14.74%	78
5	7.18%	38
6	2.84%	15
More than 6	1.70%	9
TOTAL		529

Q5 The number of children in my household that are 5 years or younger

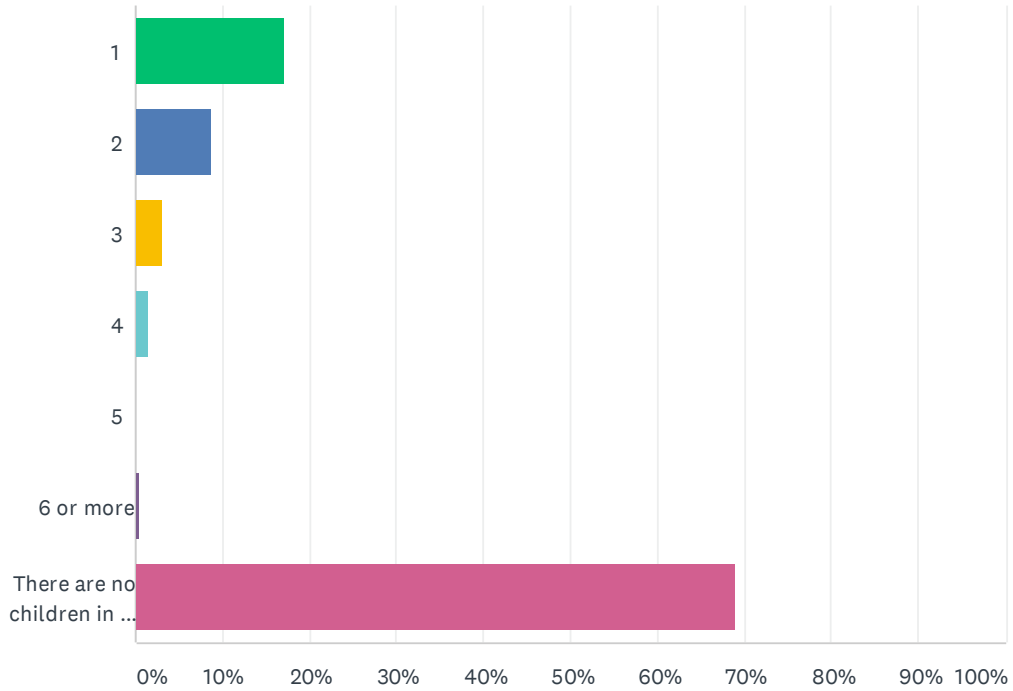
Answered: 518 Skipped: 14



ANSWER CHOICES	RESPONSES	
1	14.09%	73
2	6.76%	35
3	1.35%	7
4	0.00%	0
5	0.00%	0
6 or more	0.00%	0
There are no children in my household 5 years or younger	77.80%	403
TOTAL		518

Q6 The number of children in my household that are ages 6 - 17 years of age

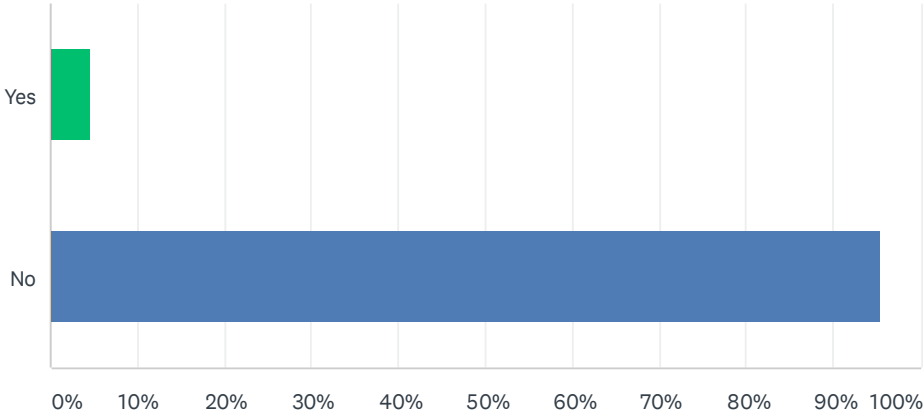
Answered: 521 Skipped: 11



ANSWER CHOICES	RESPONSES	
1	17.08%	89
2	8.83%	46
3	3.07%	16
4	1.54%	8
5	0.00%	0
6 or more	0.38%	2
There are no children in my household that are 6-17 years of age	69.10%	360
TOTAL		521

Q7 Are you a grandparent or family member raising another family member's children?

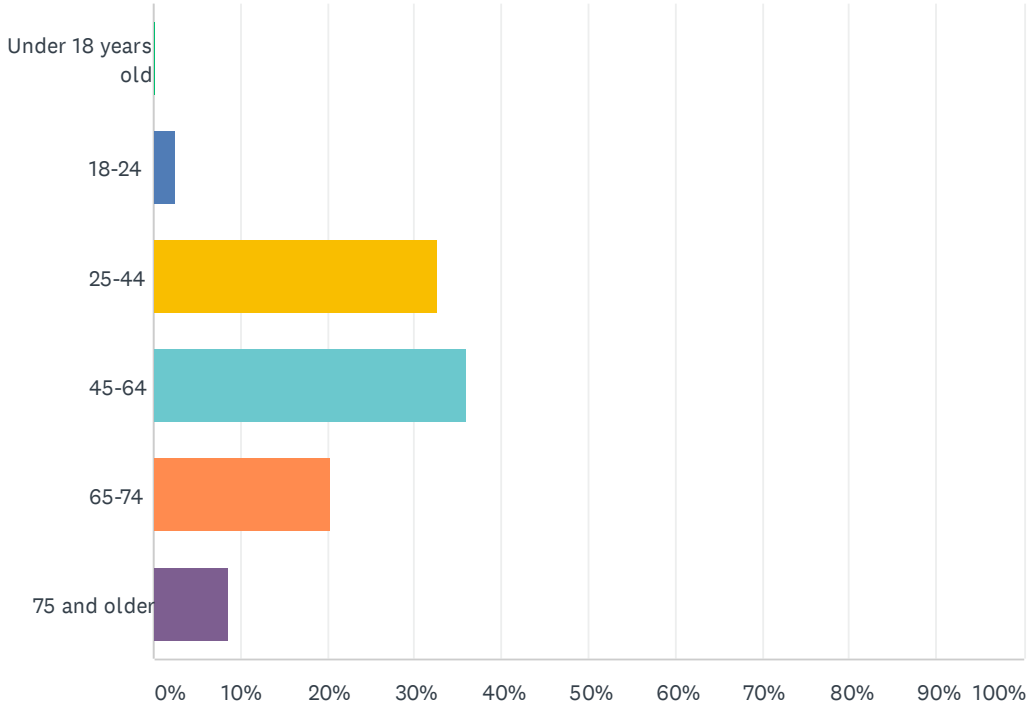
Answered: 526 Skipped: 6



ANSWER CHOICES	RESPONSES	
Yes	4.56%	24
No	95.44%	502
TOTAL		526

Q8 What is your age?

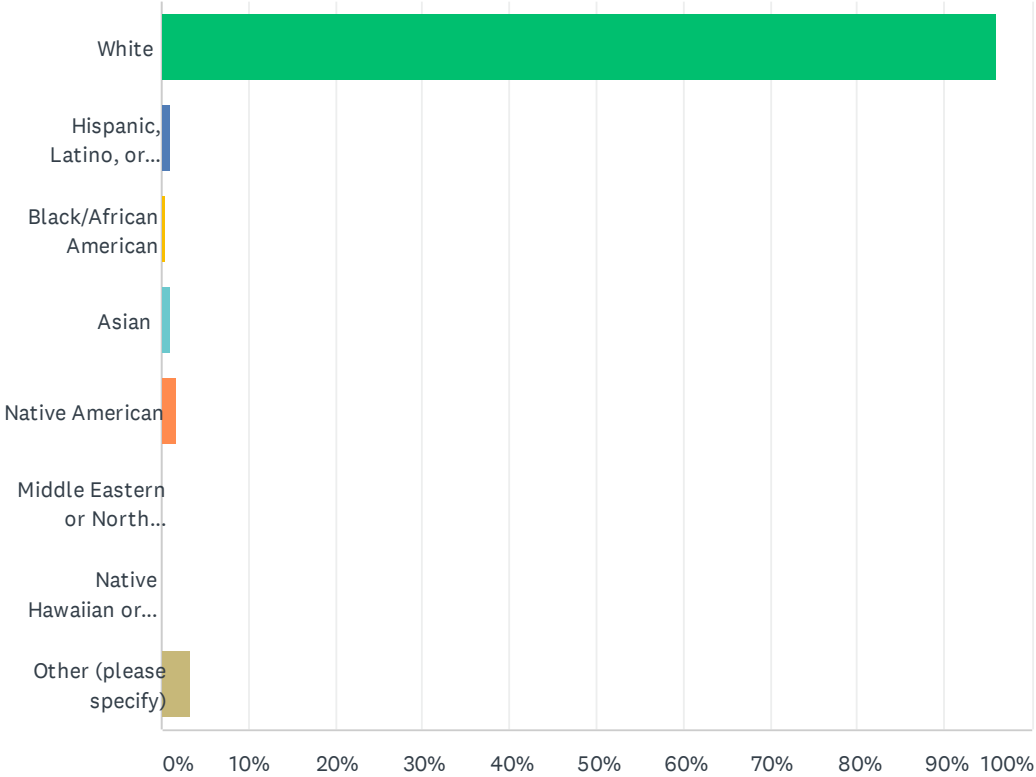
Answered: 531 Skipped: 1



ANSWER CHOICES	RESPONSES
Under 18 years old	0.19% 1
18-24	2.45% 13
25-44	32.58% 173
45-64	35.97% 191
65-74	20.34% 108
75 and older	8.47% 45
TOTAL	531

Q9 What is your race? (Please check all that apply)

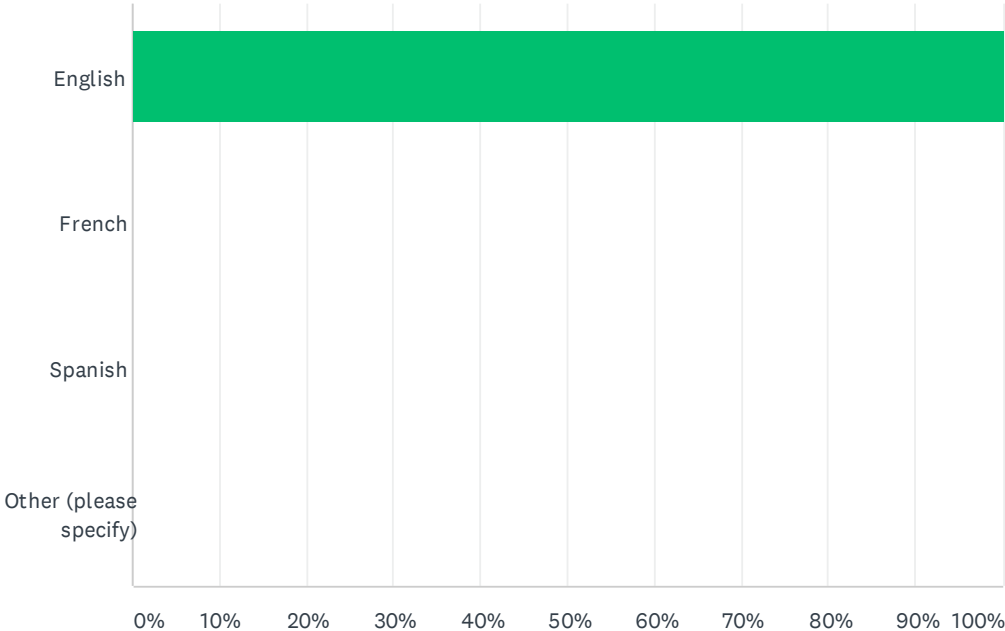
Answered: 530 Skipped: 2



ANSWER CHOICES	RESPONSES	
White	96.04%	509
Hispanic, Latino, or Spanish Origins	0.94%	5
Black/African American	0.38%	2
Asian	0.94%	5
Native American	1.70%	9
Middle Eastern or North African	0.00%	0
Native Hawaiian or Other Pacific Islander	0.00%	0
Other (please specify)	3.40%	18
Total Respondents: 530		

Q10 What language do you primarily speak at home?

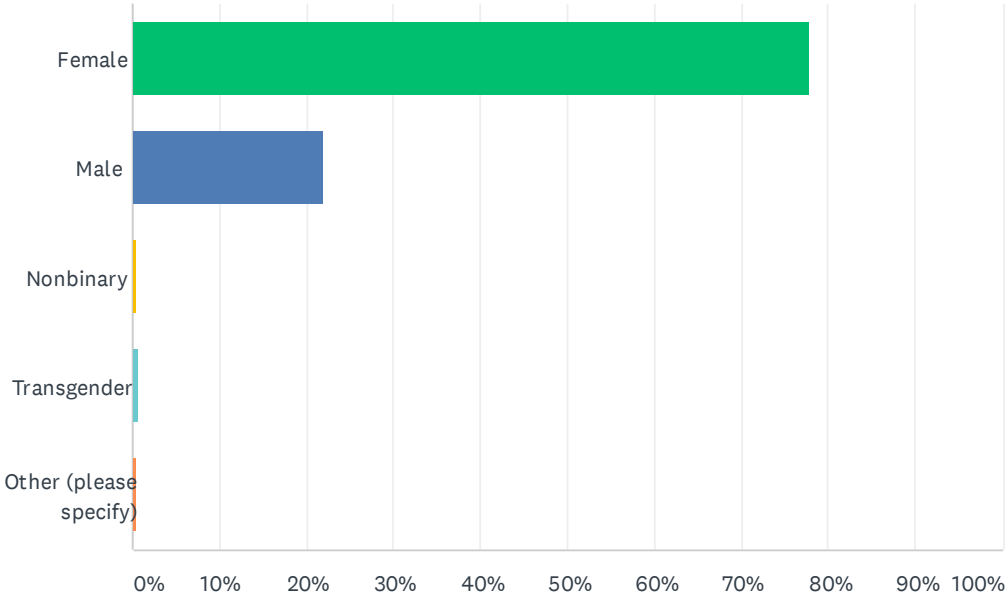
Answered: 529 Skipped: 3



ANSWER CHOICES	RESPONSES	
English	100.00%	529
French	0.00%	0
Spanish	0.00%	0
Other (please specify)	0.00%	0
TOTAL		529

Q11 What is your gender? (Please check all that apply)

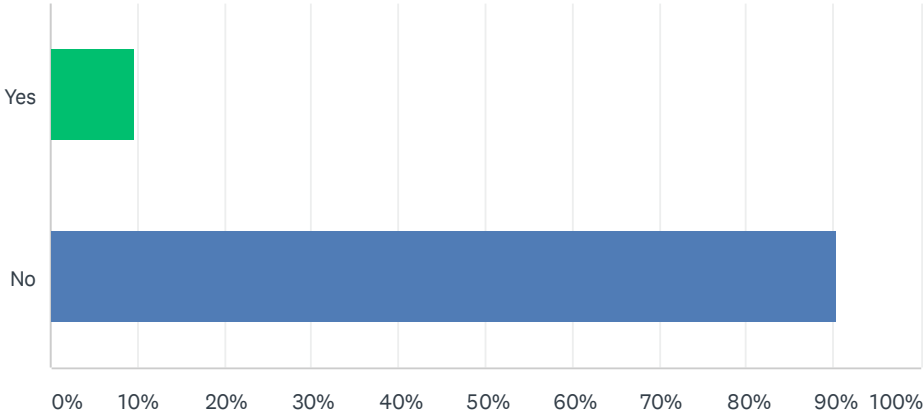
Answered: 532 Skipped: 0



ANSWER CHOICES	RESPONSES	
Female	77.82%	414
Male	21.99%	117
Nonbinary	0.38%	2
Transgender	0.56%	3
Other (please specify)	0.38%	2
Total Respondents: 532		

Q12 Do you or a household member identify as part of the LGBTQ community?

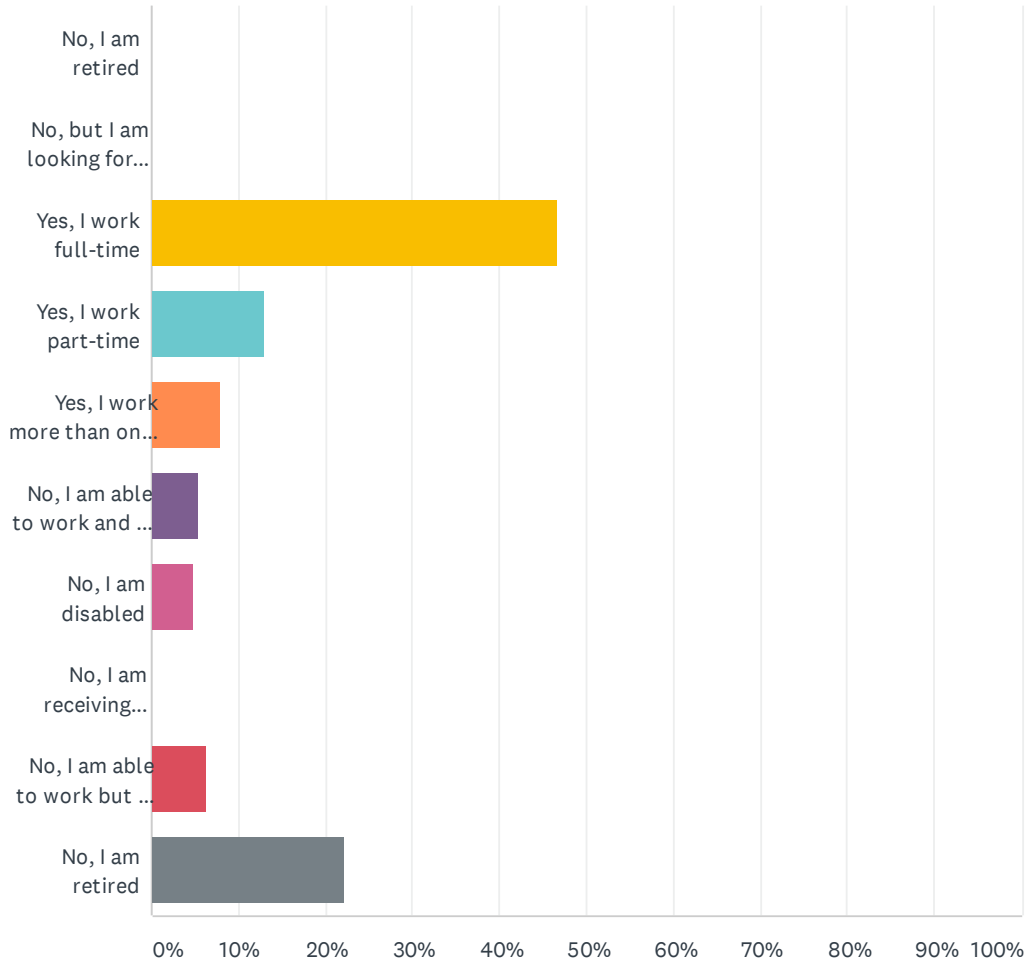
Answered: 528 Skipped: 4



ANSWER CHOICES	RESPONSES	
Yes	9.66%	51
No	90.34%	477
TOTAL		528

Q13 Are you employed? (Please check all that apply)

Answered: 530 Skipped: 2

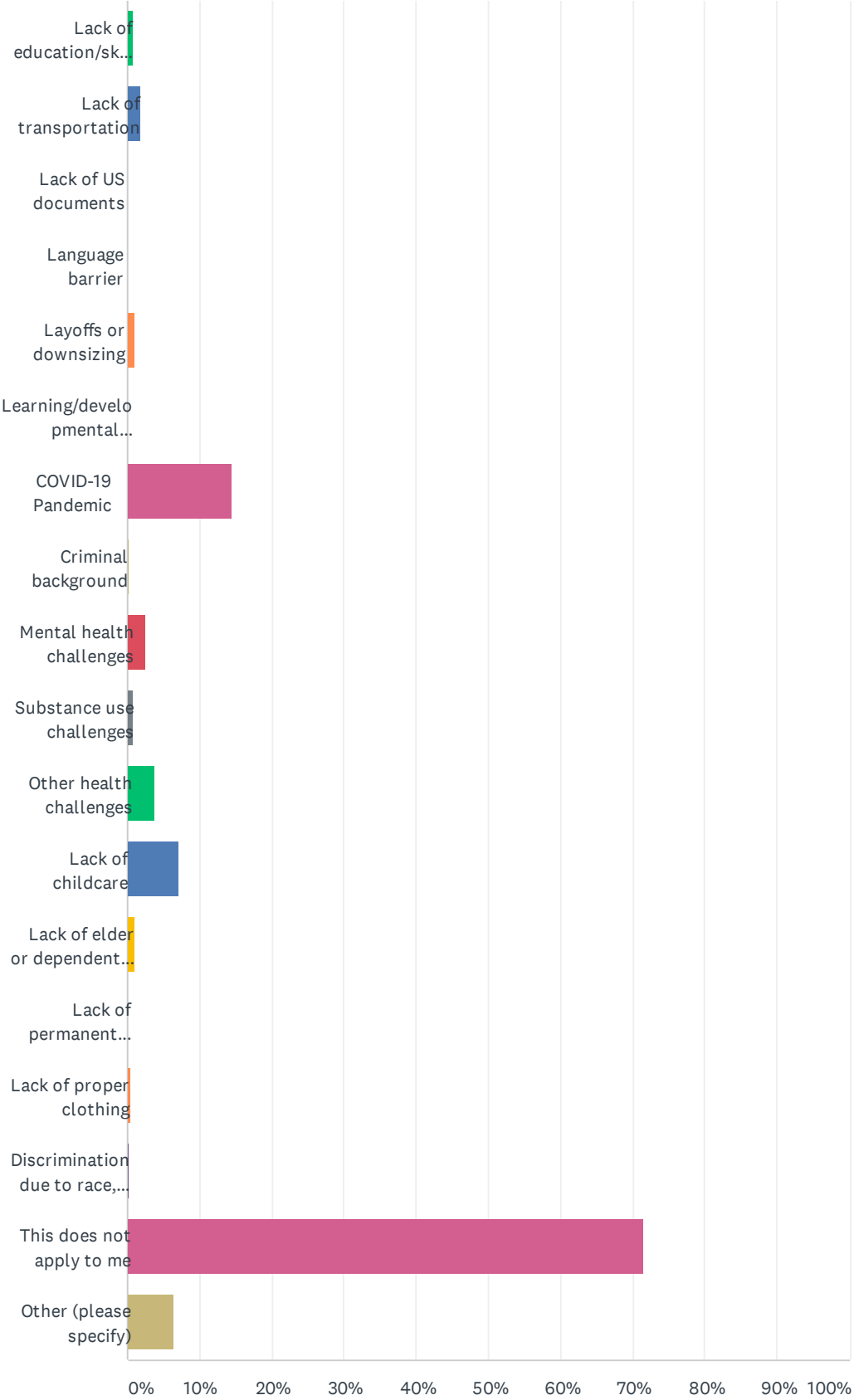


ANSWER CHOICES	RESPONSES	
No, I am retired	0.00%	0
No, but I am looking for work	0.00%	0
Yes, I work full-time	46.60%	247
Yes, I work part-time	13.02%	69
Yes, I work more than one job	7.92%	42
No, I am able to work and am looking for work	5.47%	29
No, I am disabled	4.72%	25
No, I am receiving disability income	0.00%	0
No, I am able to work but not looking at this time	6.23%	33
No, I am retired	22.26%	118
Total Respondents: 530		

Q14 I am unemployed or underemployed because: (Please check all that apply)

Answered: 390 Skipped: 142

Confidential 2020 Survey for Waldo Community Action Partners Community Assessment

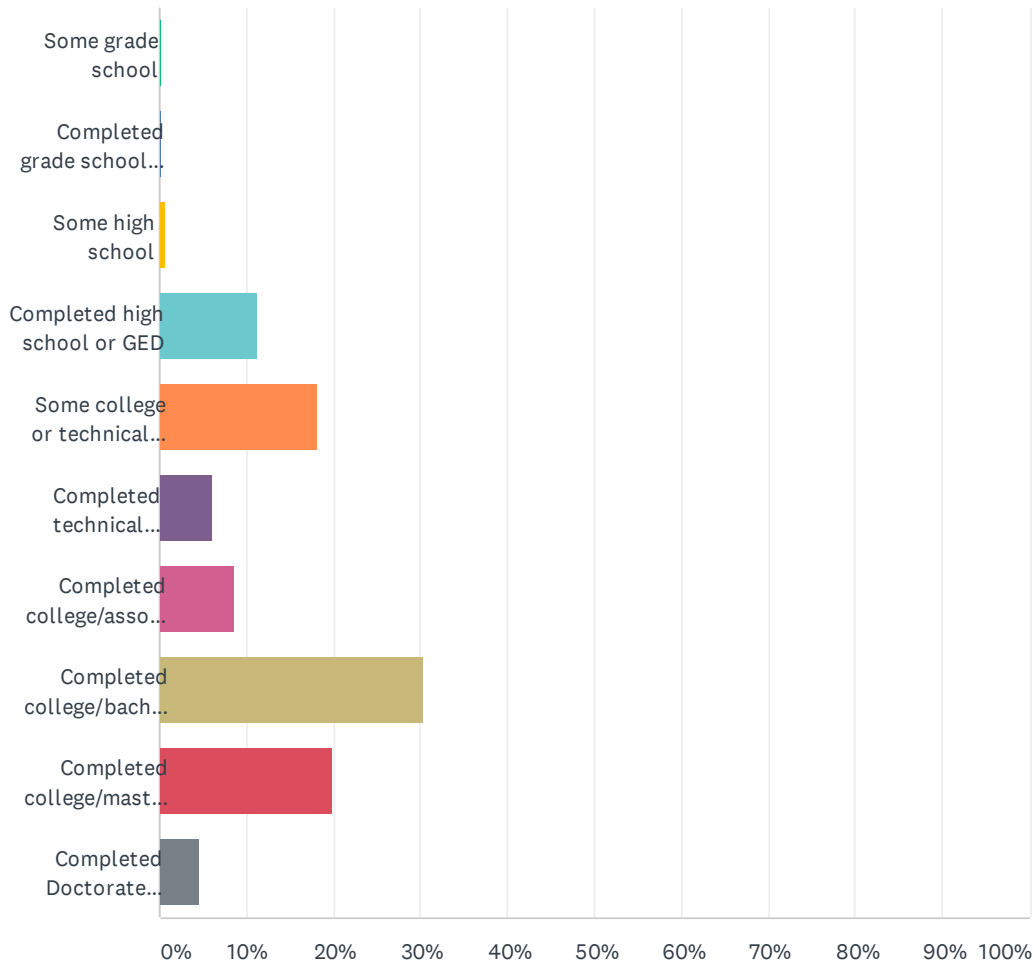


Confidential 2020 Survey for Waldo Community Action Partners Community Assessment

ANSWER CHOICES	RESPONSES	
Lack of education/skills	0.77%	3
Lack of transportation	1.79%	7
Lack of US documents	0.00%	0
Language barrier	0.00%	0
Layoffs or downsizing	1.03%	4
Learning/developmental disability	0.00%	0
COVID-19 Pandemic	14.36%	56
Criminal background	0.26%	1
Mental health challenges	2.56%	10
Substance use challenges	0.77%	3
Other health challenges	3.85%	15
Lack of childcare	7.18%	28
Lack of elder or dependent care	1.03%	4
Lack of permanent address	0.00%	0
Lack of proper clothing	0.51%	2
Discrimination due to race, gender identity, sexual orientation, etc.	0.26%	1
This does not apply to me	71.54%	279
Other (please specify)	6.41%	25
Total Respondents: 390		

Q15 Check the highest level of education you have completed:

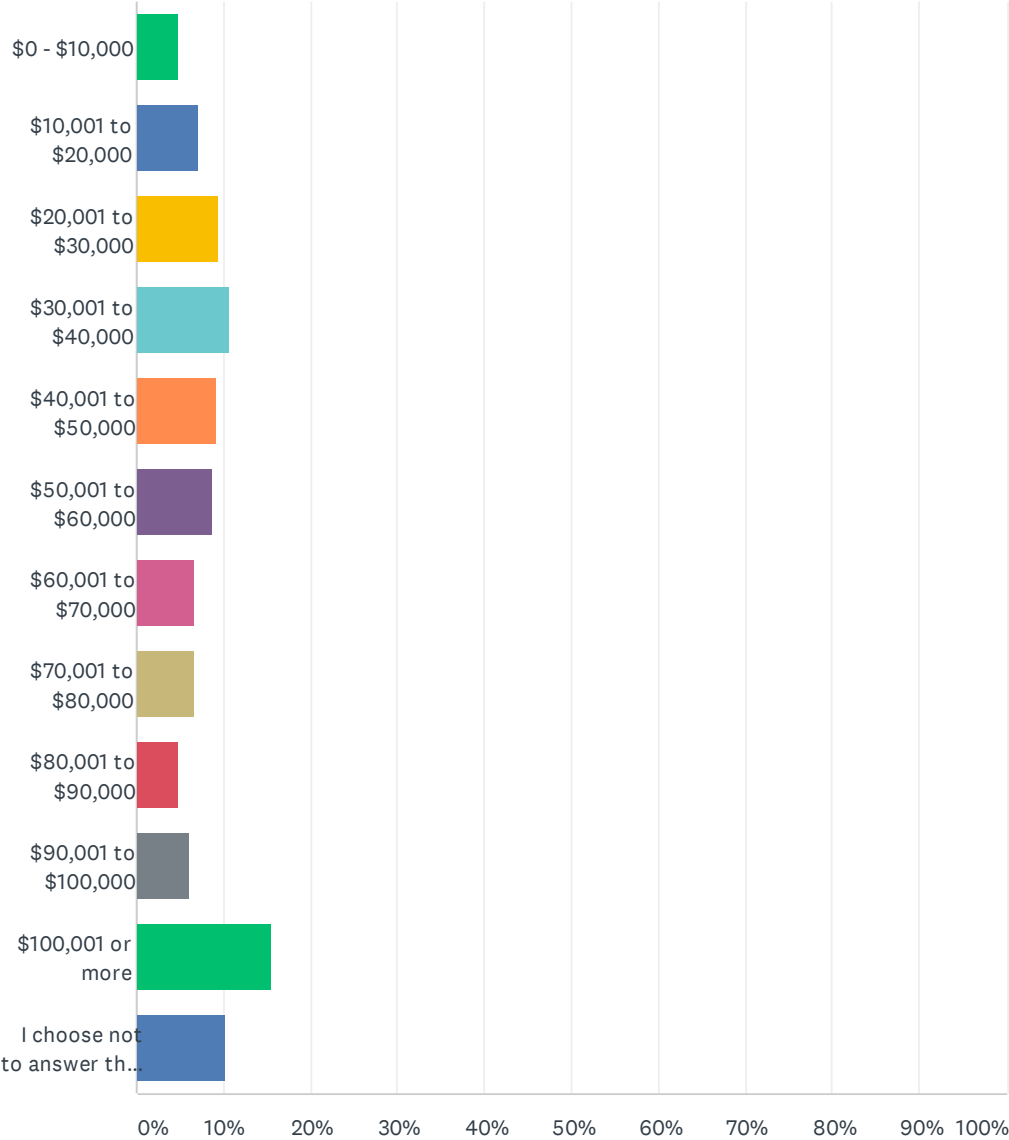
Answered: 531 Skipped: 1



ANSWER CHOICES	RESPONSES	
Some grade school	0.19%	1
Completed grade school (K-8)	0.19%	1
Some high school	0.56%	3
Completed high school or GED	11.30%	60
Some college or technical school/certificate program	18.27%	97
Completed technical school or certificate program	6.03%	32
Completed college/associate's degree	8.66%	46
Completed college/bachelor's degree	30.32%	161
Completed college/master's degree	19.96%	106
Completed Doctorate degree	4.52%	24
TOTAL		531

Q16 What is your approximate annual household income?

Answered: 530 Skipped: 2

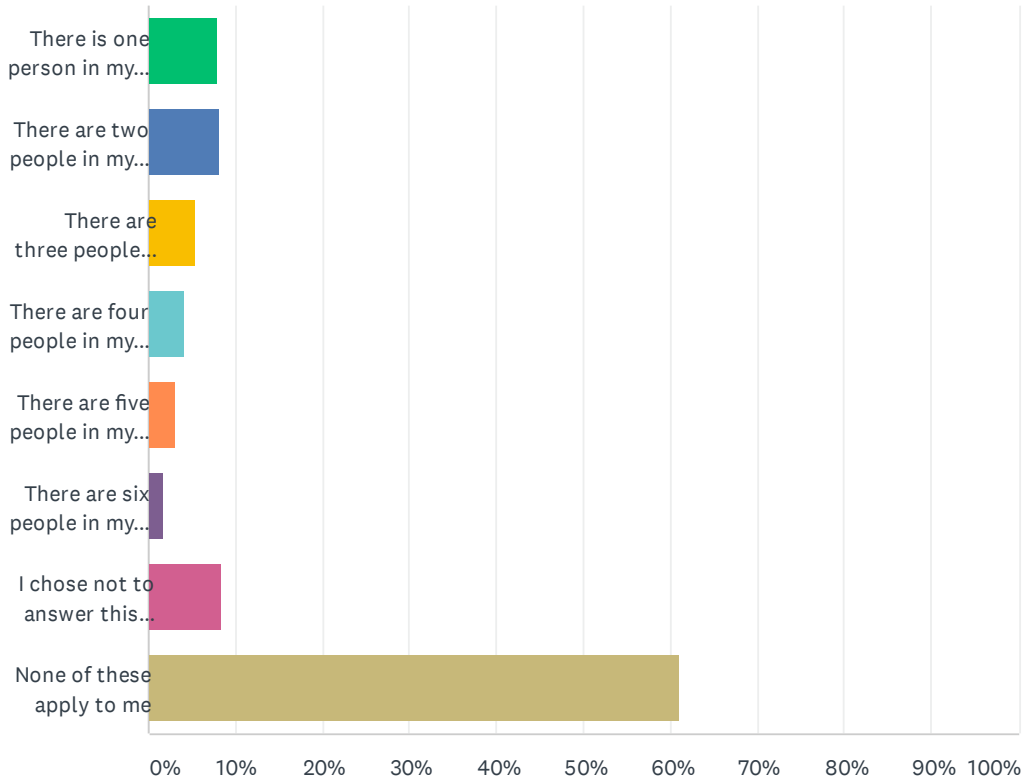


Confidential 2020 Survey for Waldo Community Action Partners Community Assessment

ANSWER CHOICES	RESPONSES	
\$0 - \$10,000	4.72%	25
\$10,001 to \$20,000	7.17%	38
\$20,001 to \$30,000	9.43%	50
\$30,001 to \$40,000	10.57%	56
\$40,001 to \$50,000	9.25%	49
\$50,001 to \$60,000	8.87%	47
\$60,001 to \$70,000	6.60%	35
\$70,001 to \$80,000	6.79%	36
\$80,001 to \$90,000	4.91%	26
\$90,001 to \$100,000	6.04%	32
\$100,001 or more	15.47%	82
I choose not to answer this question	10.19%	54
TOTAL		530

Q17 Please check which is true for your total household income.

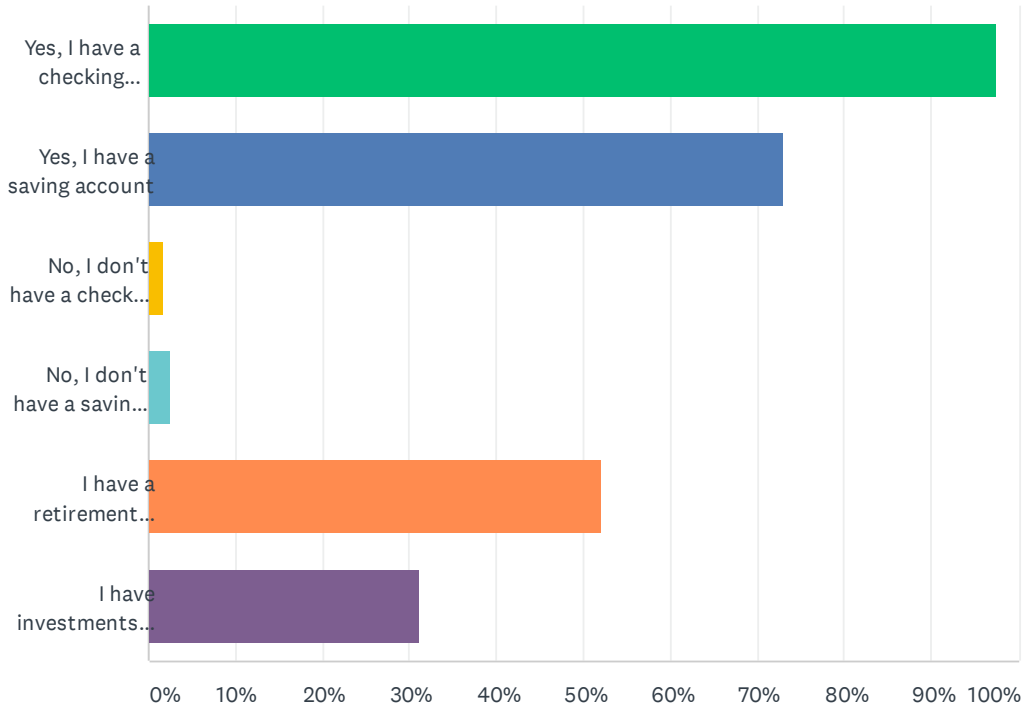
Answered: 529 Skipped: 3



ANSWER CHOICES	RESPONSES	
There is one person in my household and I make \$25,250 or less in total per year.	7.94%	42
There are two people in my household and we make \$34,380 or less in total per year.	8.13%	43
There are three people in my household and we make \$43,440 or less in total per year.	5.48%	29
There are four people in my household and we make \$52,400 or less in total per year.	4.16%	22
There are five people in my household and we make \$61,360 or less in total per year.	3.21%	17
There are six people in my household and we make \$70,320 or less in total per year.	1.70%	9
I chose not to answer this question	8.32%	44
None of these apply to me	61.06%	323
TOTAL		529

Q18 Do you have a bank account? (Please check all that apply)

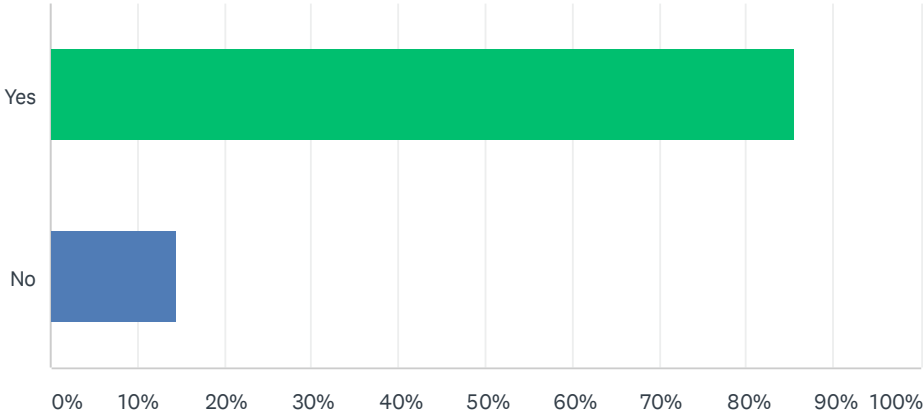
Answered: 530 Skipped: 2



ANSWER CHOICES	RESPONSES	
Yes, I have a checking account	97.55%	517
Yes, I have a saving account	73.02%	387
No, I don't have a checking account	1.70%	9
No, I don't have a savings account	2.45%	13
I have a retirement account such as 401(k), Roth IRA, etc.	52.08%	276
I have investments such as stocks, mutual funds, CD's etc.	31.13%	165
Total Respondents: 530		

Q19 During a typical month, I have enough money to pay household monthly bills.

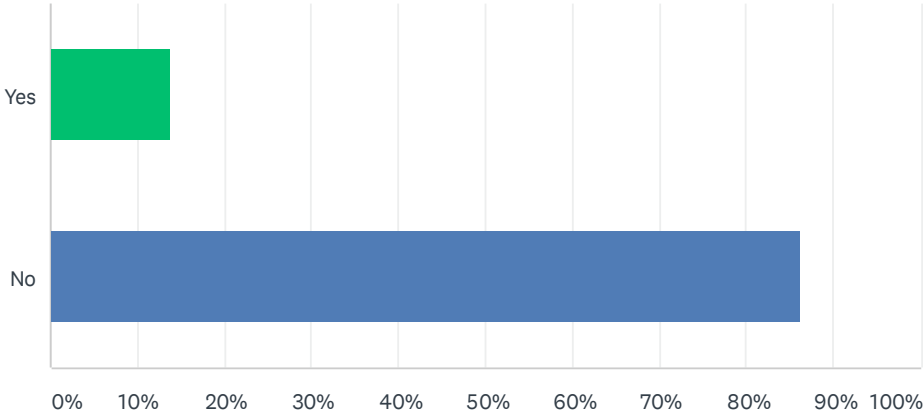
Answered: 531 Skipped: 1



ANSWER CHOICES	RESPONSES	
Yes	85.50%	454
No	14.50%	77
TOTAL		531

Q20 I am or a member of my household is a U.S. Veteran or an active U.S. service member.

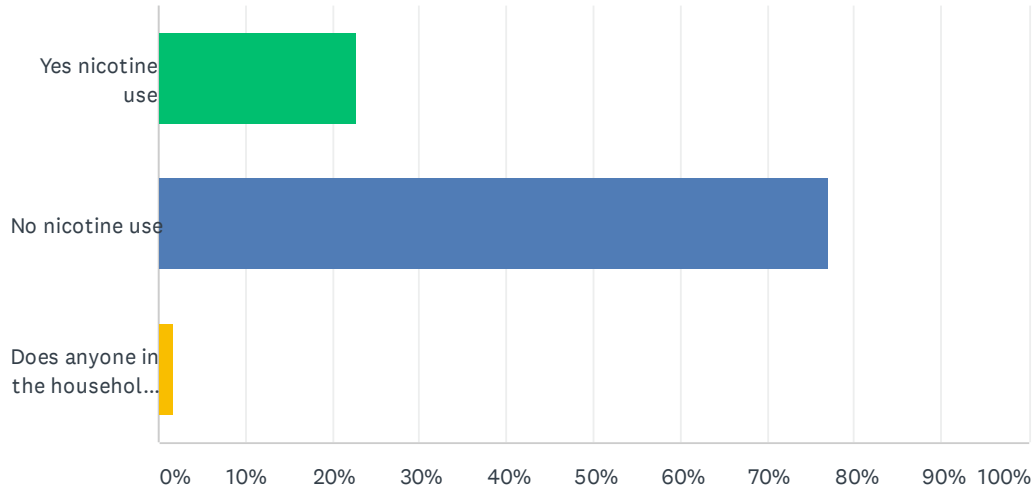
Answered: 526 Skipped: 6



ANSWER CHOICES	RESPONSES	
Yes	13.88%	73
No	86.12%	453
TOTAL		526

Q21 Nicotine used in the last year for household members (Please check all that apply and remember your answers are confidential)

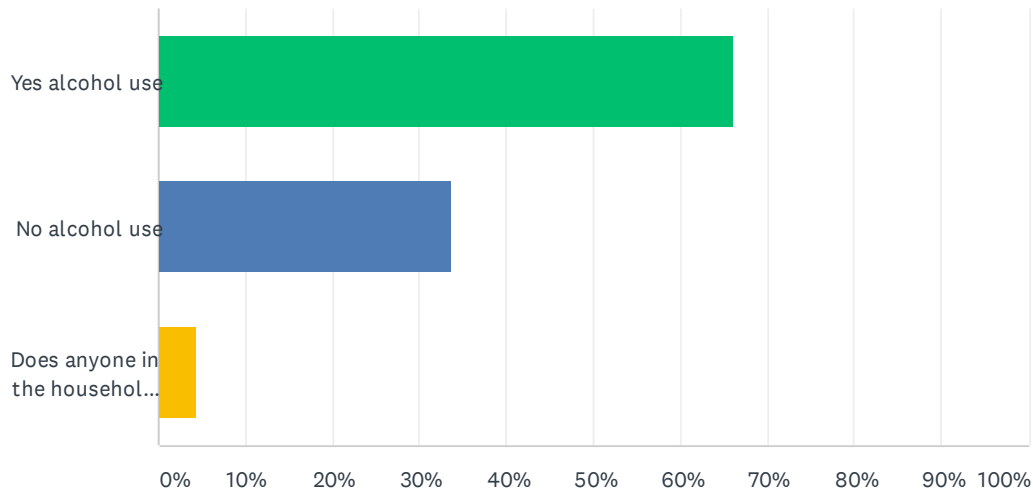
Answered: 530 Skipped: 2



ANSWER CHOICES	RESPONSES	
Yes nicotine use	22.83%	121
No nicotine use	76.98%	408
Does anyone in the household identity with problem use	1.70%	9
Total Respondents: 530		

Q22 Alcohol used in the last year for household members (Please check all that apply and remember your answers are confidential)

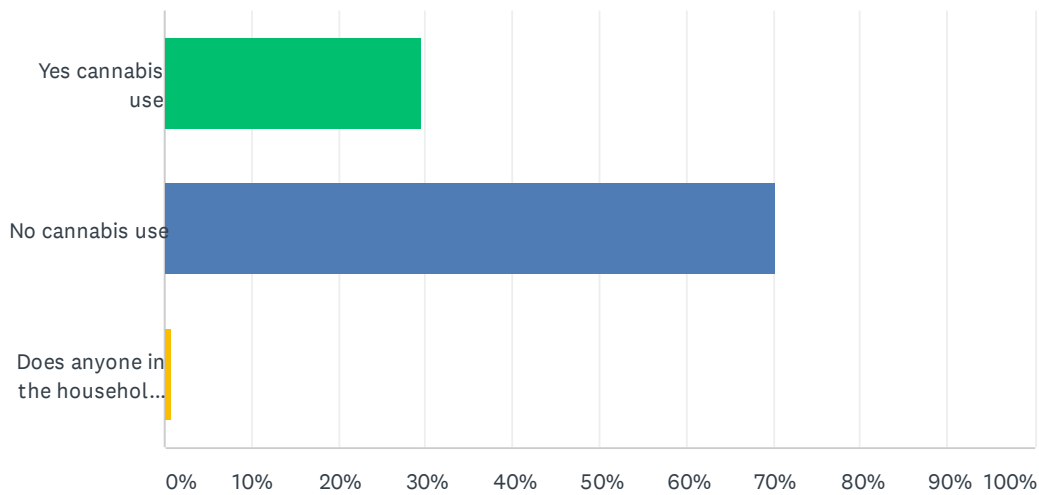
Answered: 530 Skipped: 2



ANSWER CHOICES	RESPONSES	
Yes alcohol use	66.04%	350
No alcohol use	33.58%	178
Does anyone in the household identify with problem use	4.34%	23
Total Respondents: 530		

Q23 Cannabis used in the last year for household members (Please check all that apply and remember your answers are confidential)

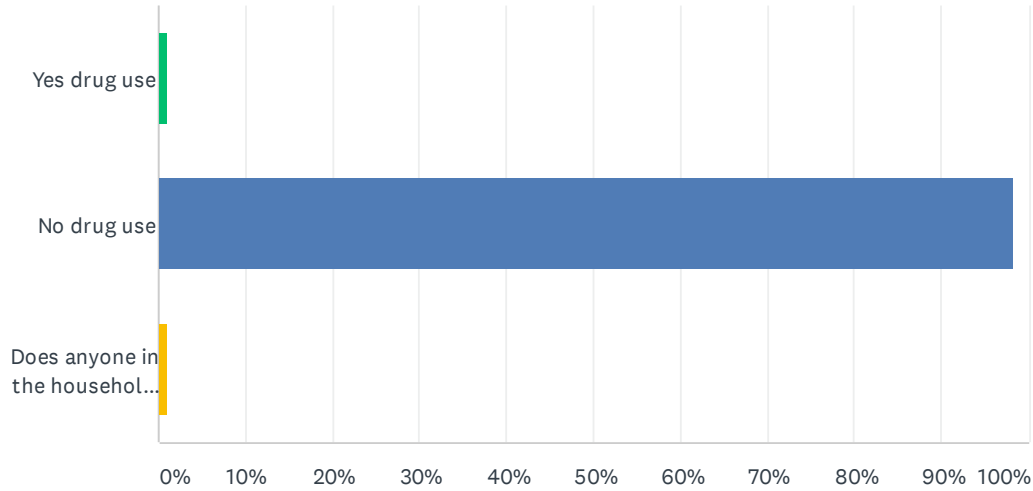
Answered: 528 Skipped: 4



ANSWER CHOICES	RESPONSES	
Yes cannabis use	29.55%	156
No cannabis use	70.27%	371
Does anyone in the household identify with problem use	0.76%	4
Total Respondents: 528		

Q24 Opioid or other illegal drugs used in the last year for household members (Please check all that apply and remember your answers are confidential)

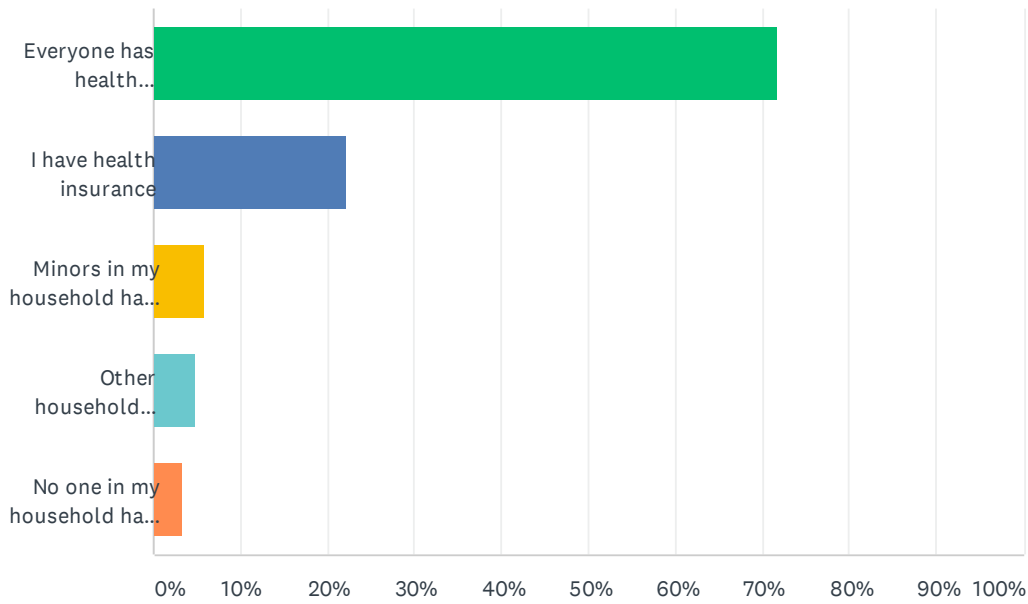
Answered: 530 Skipped: 2



ANSWER CHOICES	RESPONSES	
Yes drug use	1.13%	6
No drug use	98.30%	521
Does anyone in the household identify with problem use	1.13%	6
Total Respondents: 530		

Q25 Members in my household have health insurance, (Please check all that apply)

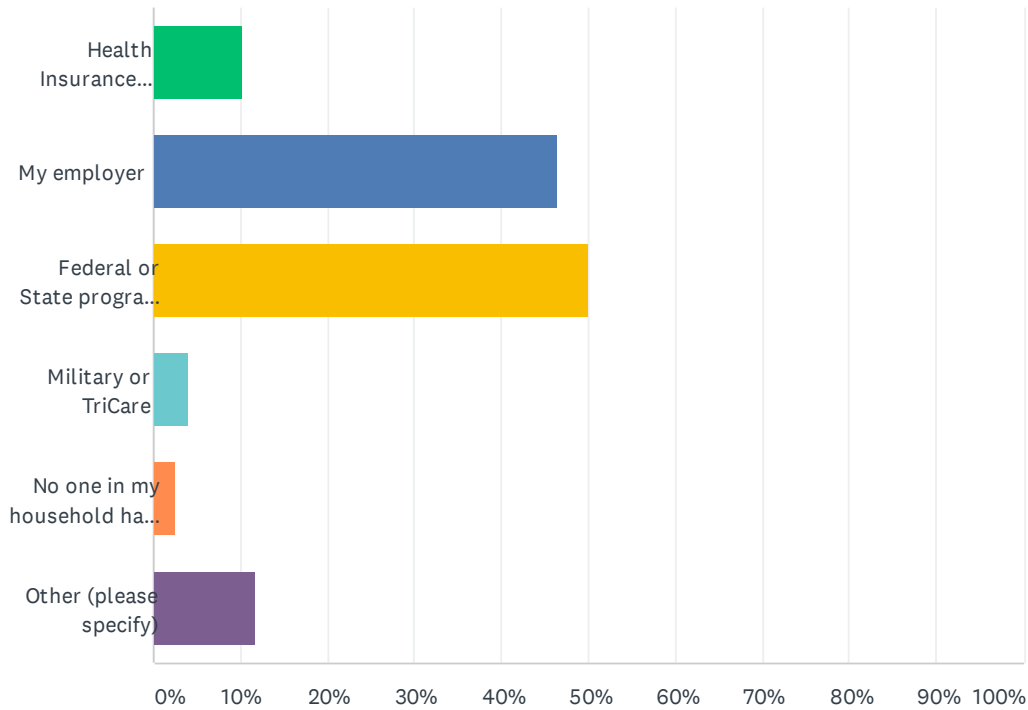
Answered: 529 Skipped: 3



ANSWER CHOICES	RESPONSES	
Everyone has health insurance	71.83%	380
I have health insurance	22.12%	117
Minors in my household have health insurance	5.86%	31
Other household members have health insurance	4.73%	25
No one in my household has health insurance	3.40%	18
Total Respondents: 529		

Q26 Health insurance is provided by: (Please check all that apply)

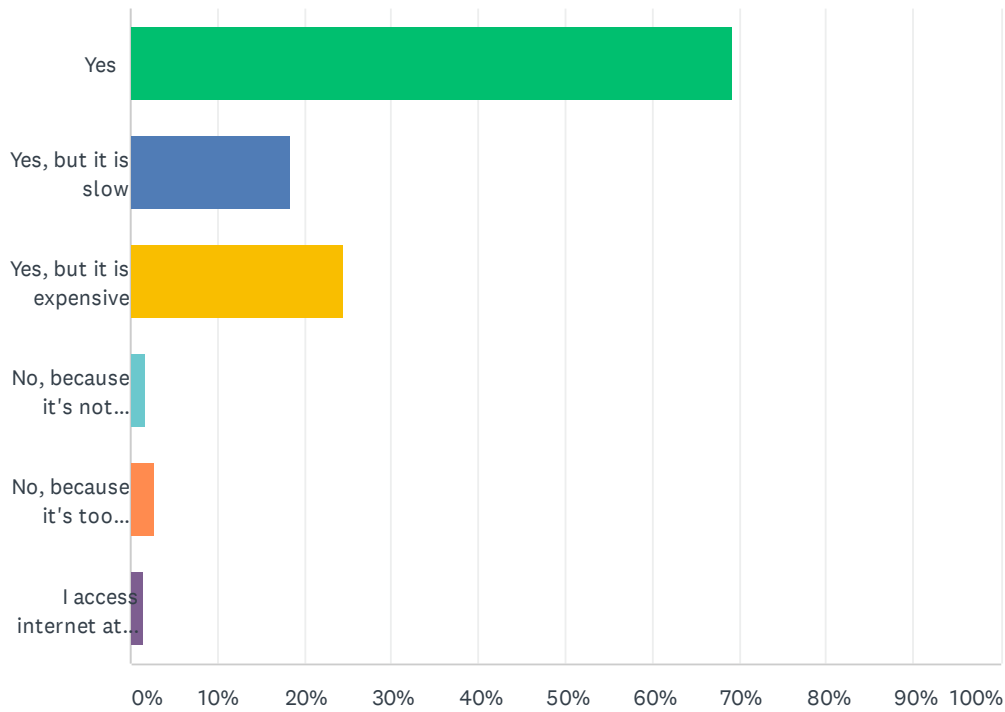
Answered: 527 Skipped: 5



ANSWER CHOICES	RESPONSES	
Health Insurance Marketplace	10.25%	54
My employer	46.49%	245
Federal or State program, such as Medicare or Maine Care	50.09%	264
Military or TriCare	3.98%	21
No one in my household has health insurance	2.47%	13
Other (please specify)	11.76%	62
Total Respondents: 527		

Q27 Does your household have access to the internet? (Please check all that apply)

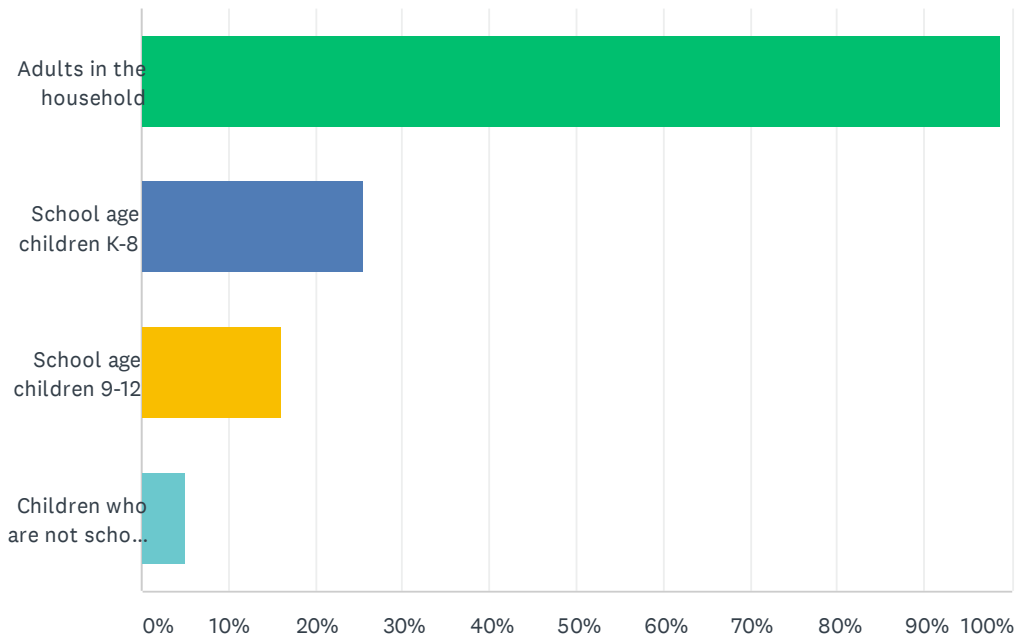
Answered: 532 Skipped: 0



ANSWER CHOICES	RESPONSES	
Yes	69.17%	368
Yes, but it is slow	18.42%	98
Yes, but it is expensive	24.44%	130
No, because it's not available in my area	1.69%	9
No, because it's too expensive	2.63%	14
I access internet at school, the library or other public point	1.50%	8
Total Respondents: 532		

Q28 If you have access to the internet, how is it used? (Please check all that apply)

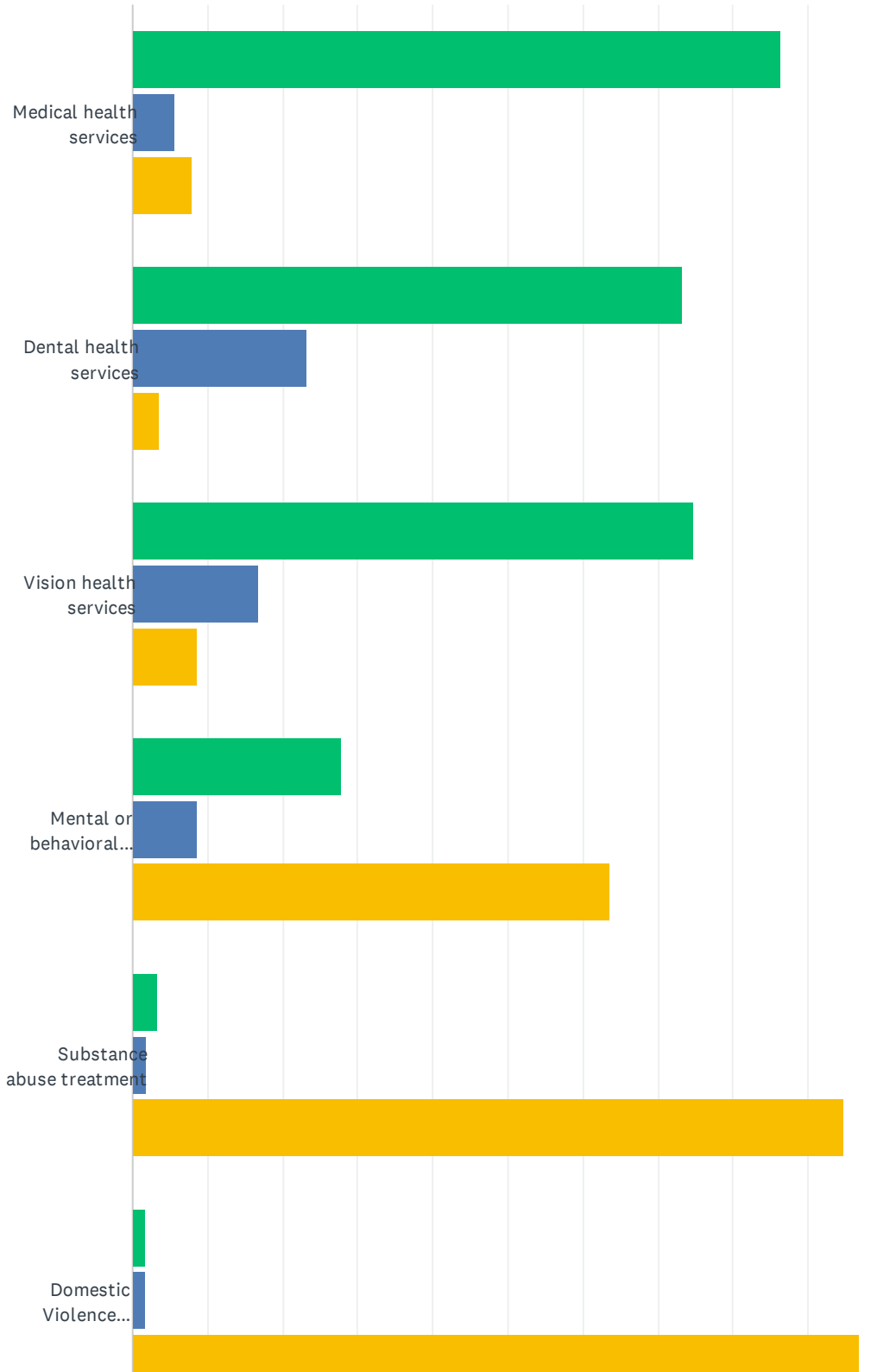
Answered: 515 Skipped: 17

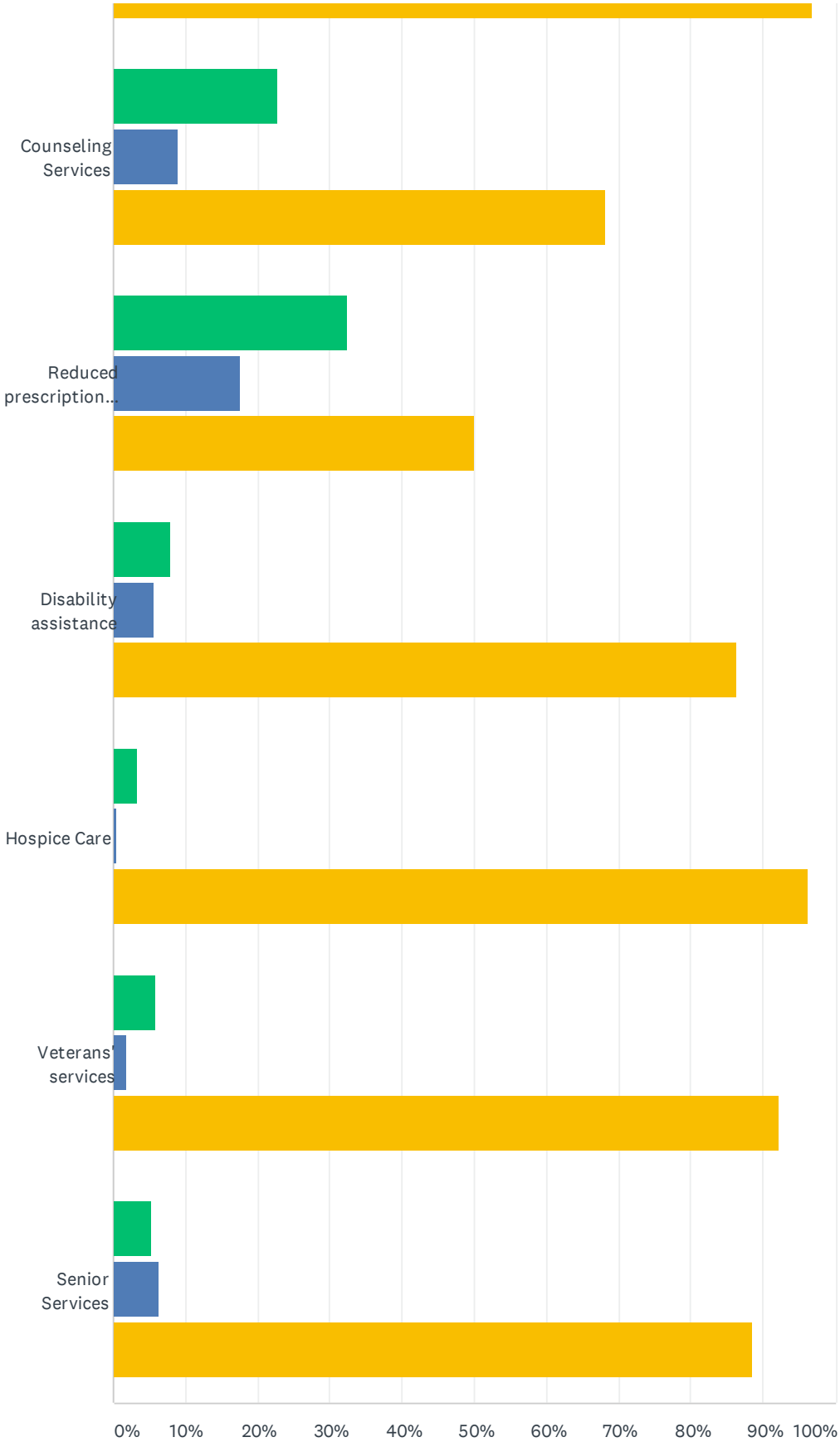


ANSWER CHOICES	RESPONSES	
Adults in the household	98.64%	508
School age children K-8	25.44%	131
School age children 9-12	16.12%	83
Children who are not school age	5.05%	26
Total Respondents: 515		

Q29 Have you or someone in your household accessed any health related services in the past year or anticipate needing the following services in the next year?

Answered: 467 Skipped: 65





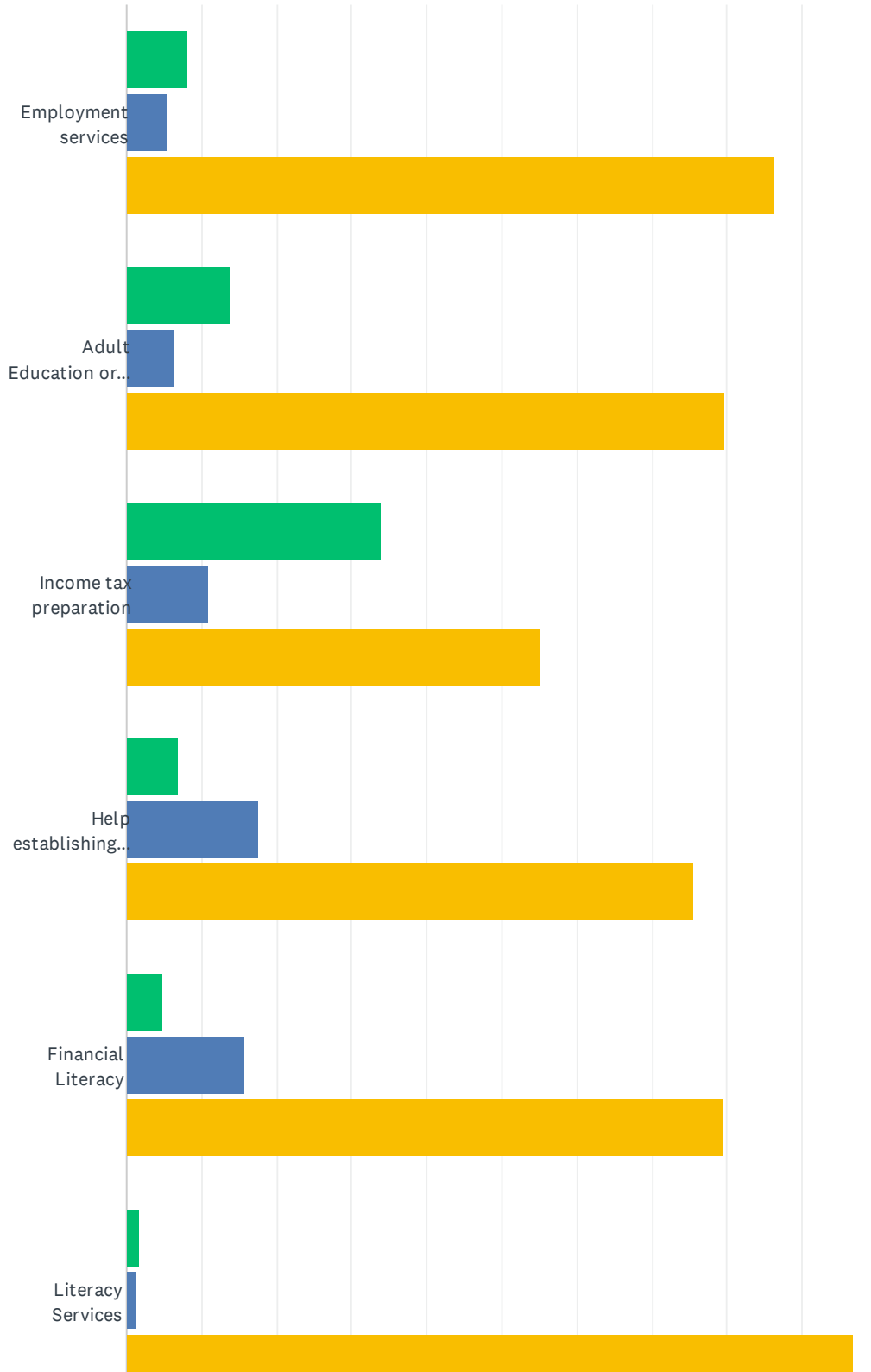
Yes, have access and it meets my needs
Don't have access but would benefit from this service
Do not need this service

Confidential 2020 Survey for Waldo Community Action Partners Community Assessment

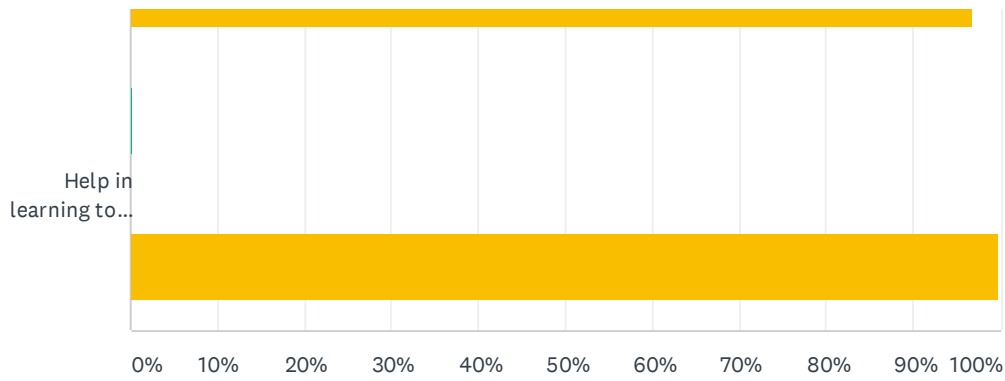
	YES, HAVE ACCESS AND IT MEETS MY NEEDS	DON'T HAVE ACCESS BUT WOULD BENEFIT FROM THIS SERVICE	DO NOT NEED THIS SERVICE	TOTAL
Medical health services	86.42% 401	5.60% 26	7.97% 37	464
Dental health services	73.32% 338	23.21% 107	3.47% 16	461
Vision health services	74.73% 340	16.70% 76	8.57% 39	455
Mental or behavioral health services	27.93% 124	8.56% 38	63.51% 282	444
Substance abuse treatment	3.42% 15	1.82% 8	94.76% 416	439
Domestic Violence Services	1.59% 7	1.59% 7	96.83% 427	441
Counseling Services	22.73% 100	9.09% 40	68.18% 300	440
Reduced prescription cost programs	32.43% 144	17.57% 78	50.00% 222	444
Disability assistance	7.94% 35	5.67% 25	86.39% 381	441
Hospice Care	3.40% 15	0.45% 2	96.15% 424	441
Veterans' services	5.92% 26	1.82% 8	92.26% 405	439
Senior Services	5.26% 23	6.18% 27	88.56% 387	437

Q30 Have you or someone in your household accessed educational services in the past year or anticipate needing the following services in the next year?

Answered: 463 Skipped: 69



Confidential 2020 Survey for Waldo Community Action Partners Community Assessment

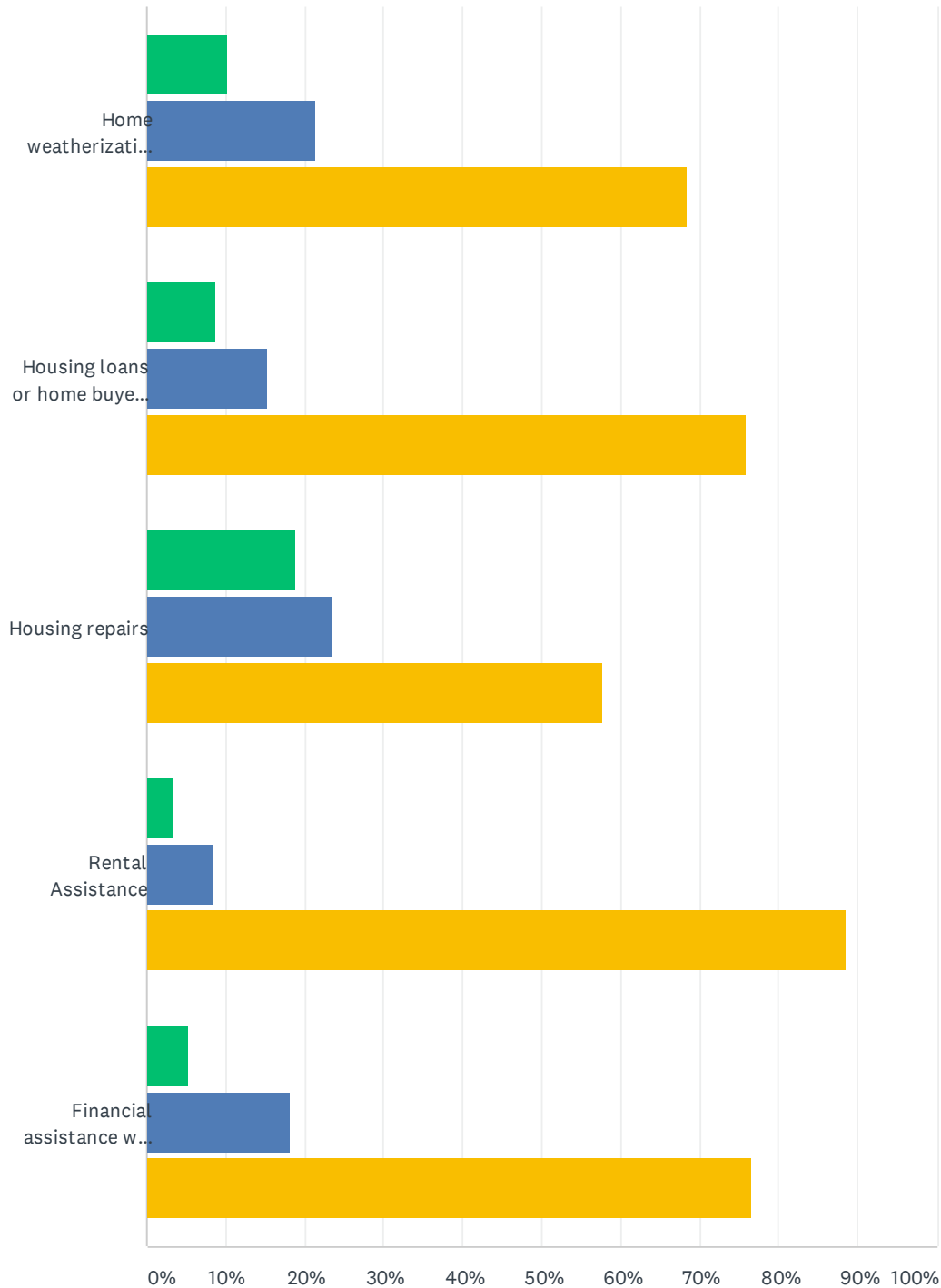


- Yes, have access to this service and it meets needs
- Don't have access but would benefit from this service
- Do not need this service

	YES, HAVE ACCESS TO THIS SERVICE AND IT MEETS NEEDS	DON'T HAVE ACCESS BUT WOULD BENEFIT FROM THIS SERVICE	DO NOT NEED THIS SERVICE	TOTAL
Employment services	8.17% 37	5.52% 25	86.31% 391	453
Adult Education or training programs	13.82% 63	6.58% 30	79.61% 363	456
Income tax preparation	33.92% 155	10.94% 50	55.14% 252	457
Help establishing or improving credit score	6.81% 31	17.58% 80	75.60% 344	455
Financial Literacy	4.85% 22	15.64% 71	79.52% 361	454
Literacy Services	1.76% 8	1.32% 6	96.92% 440	454
Help in learning to speak or write in English	0.22% 1	0.00% 0	99.78% 450	451

Q31 Have you or someone in your household accessed these housing services in the past year or anticipate needing the following services in the next year?

Answered: 461 Skipped: 71



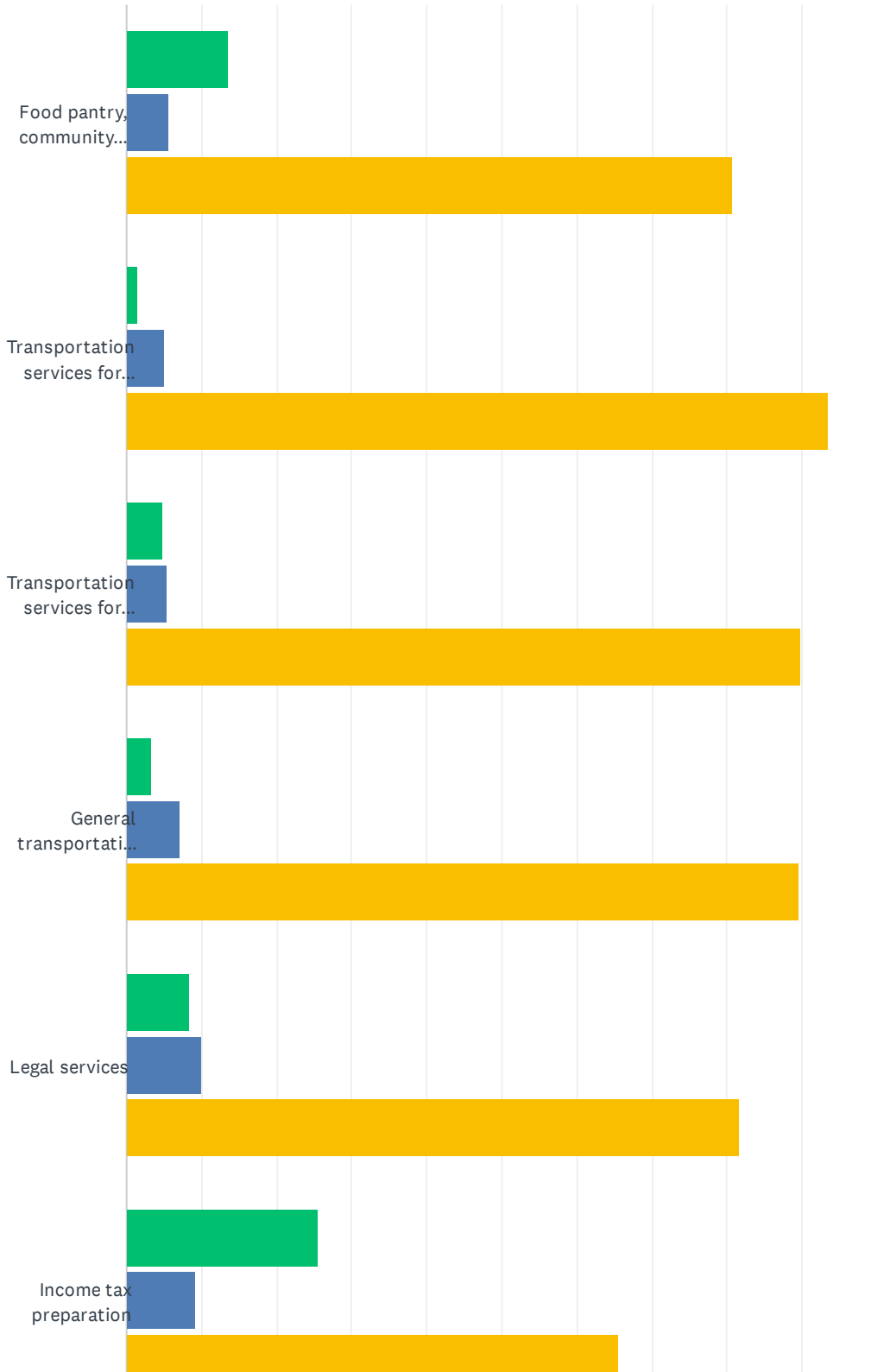
Yes, have access to this service and it meets needs
Do not have access but would benefit from this service
Do not need this service

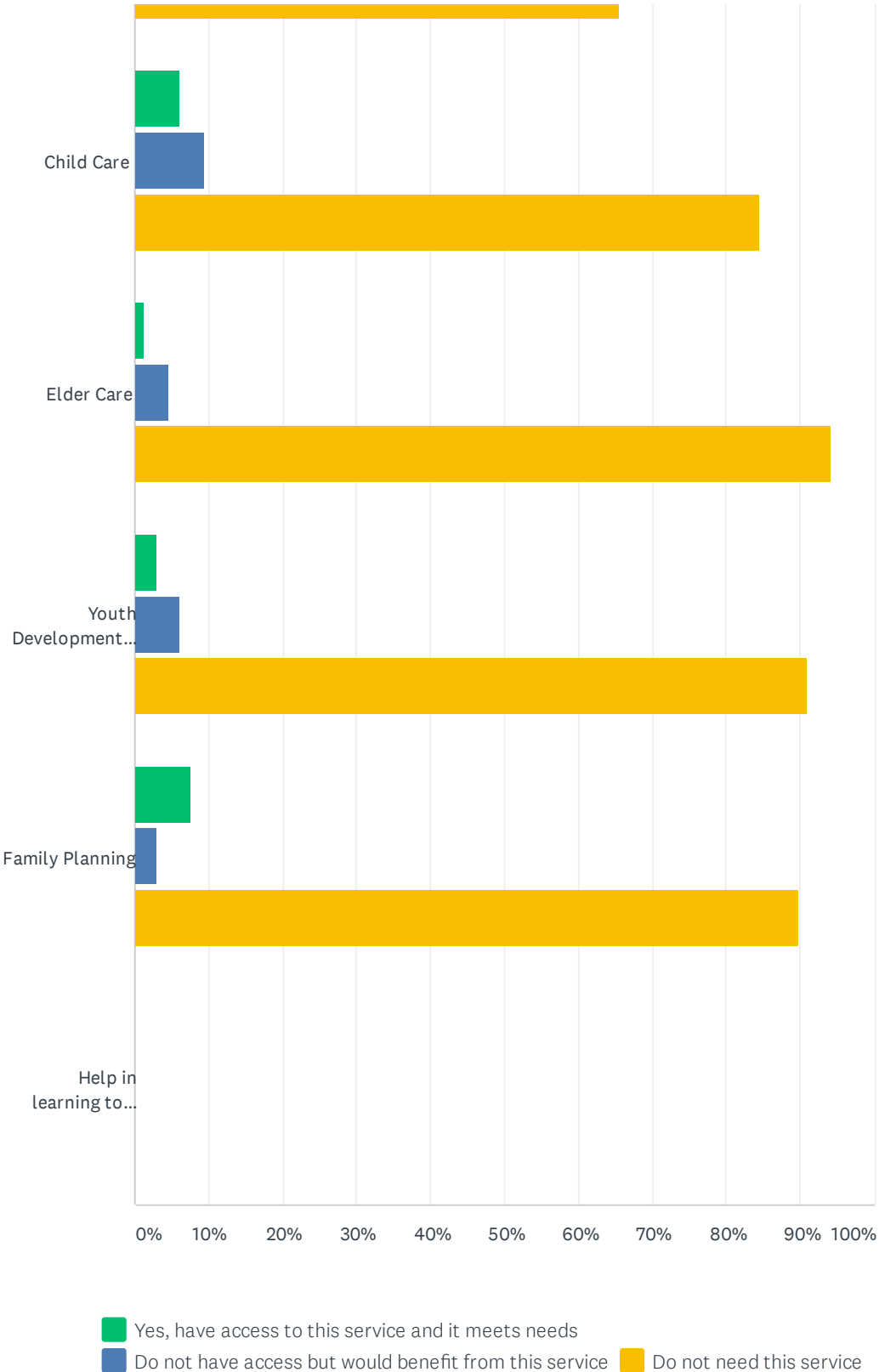
Confidential 2020 Survey for Waldo Community Action Partners Community Assessment

	YES, HAVE ACCESS TO THIS SERVICE AND IT MEETS NEEDS	DO NOT HAVE ACCESS BUT WOULD BENEFIT FROM THIS SERVICE	DO NOT NEED THIS SERVICE	TOTAL
Home weatherization services	10.31% 47	21.27% 97	68.42% 312	456
Housing loans or home buyer education	8.71% 40	15.25% 70	76.03% 349	459
Housing repairs	18.74% 86	23.53% 108	57.73% 265	459
Rental Assistance	3.28% 15	8.32% 38	88.40% 404	457
Financial assistance with heating oil or utilities	5.27% 24	18.24% 83	76.48% 348	455

Q32 Have you or someone in your household accessed any of these community services in the past year or anticipate needing the following services in the next year?

Answered: 463 Skipped: 69



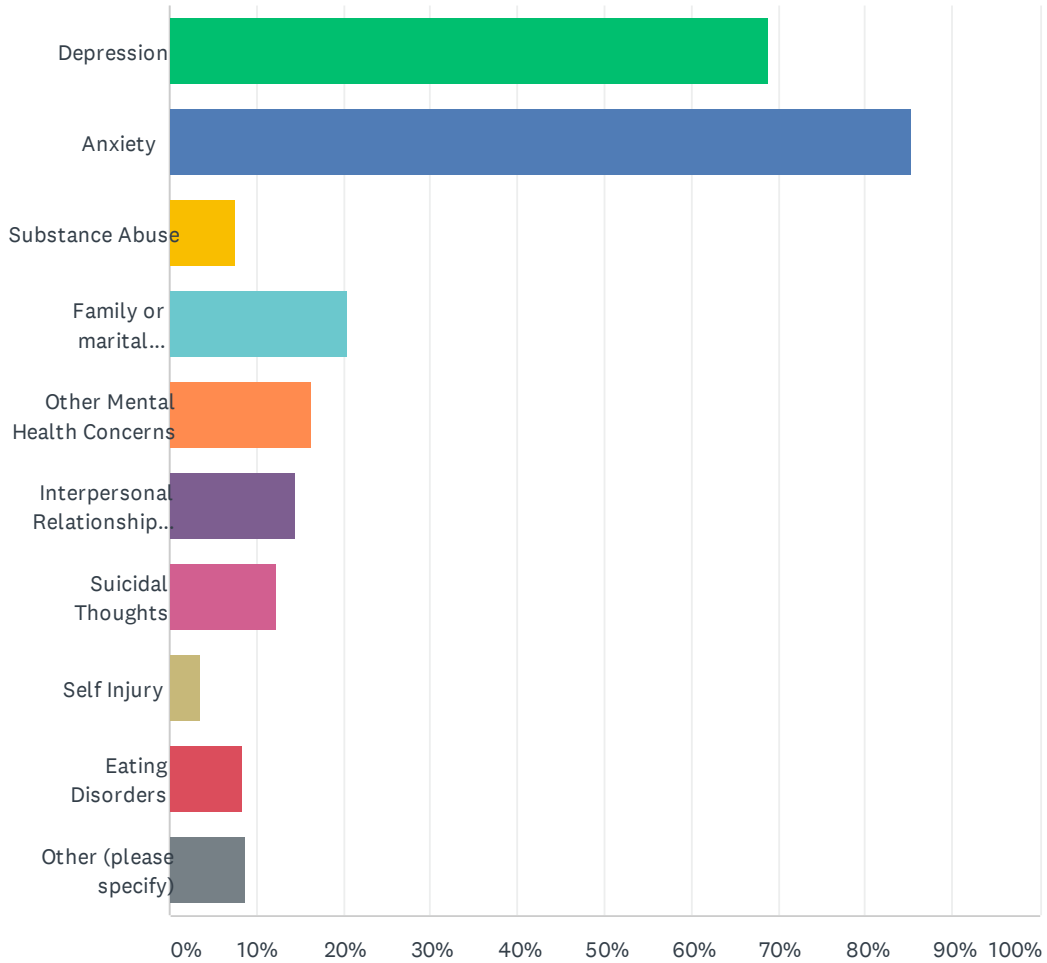


Confidential 2020 Survey for Waldo Community Action Partners Community Assessment

	YES, HAVE ACCESS TO THIS SERVICE AND IT MEETS NEEDS	DO NOT HAVE ACCESS BUT WOULD BENEFIT FROM THIS SERVICE	DO NOT NEED THIS SERVICE	TOTAL
Food pantry, community meals, soup kitchen	13.51% 62	5.66% 26	80.83% 371	459
Transportation services for work	1.53% 7	5.02% 23	93.45% 428	458
Transportation services for medical	4.79% 22	5.45% 25	89.76% 412	459
General transportation services	3.28% 15	7.21% 33	89.52% 410	458
Legal services	8.33% 38	10.09% 46	81.58% 372	456
Income tax preparation	25.43% 117	9.13% 42	65.43% 301	460
Child Care	6.14% 28	9.43% 43	84.43% 385	456
Elder Care	1.31% 6	4.60% 21	94.09% 430	457
Youth Development Services	2.84% 13	6.13% 28	91.03% 416	457
Family Planning	7.46% 34	2.85% 13	89.69% 409	456
Help in learning to speak or write in English	0.00% 0	0.00% 0	0.00% 0	0

Q33 During the past year, have you or someone in your household experienced any of the following? (Please check all that apply and remember your answers are confidential)

Answered: 307 Skipped: 225

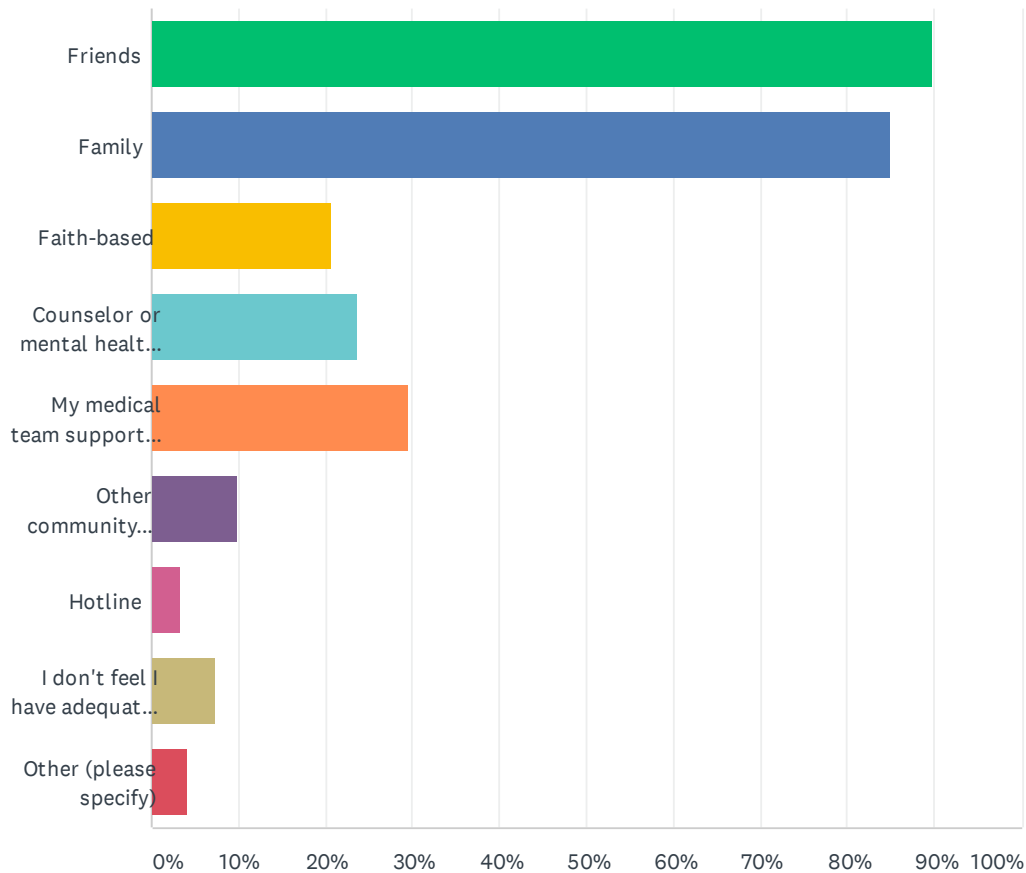


Confidential 2020 Survey for Waldo Community Action Partners Community Assessment

ANSWER CHOICES	RESPONSES	
Depression	68.73%	211
Anxiety	85.34%	262
Substance Abuse	7.49%	23
Family or marital problems	20.52%	63
Other Mental Health Concerns	16.29%	50
Interpersonal Relationship Concerns	14.33%	44
Suicidal Thoughts	12.38%	38
Self Injury	3.58%	11
Eating Disorders	8.47%	26
Other (please specify)	8.79%	27
Total Respondents: 307		

Q34 Do you or someone in your household have the following support systems available when needed? (Please check all that apply)

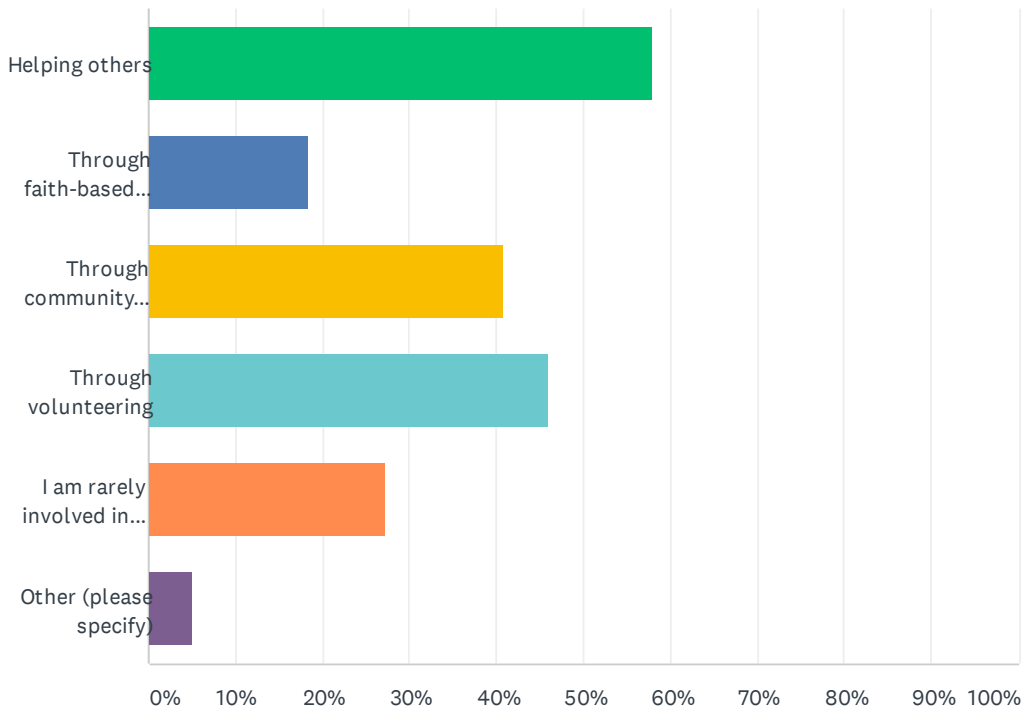
Answered: 457 Skipped: 75



ANSWER CHOICES	RESPONSES	
Friends	89.72%	410
Family	84.90%	388
Faith-based	20.79%	95
Counselor or mental health provider	23.63%	108
My medical team supports me	29.54%	135
Other community organization	9.85%	45
Hotline	3.28%	15
I don't feel I have adequate support	7.22%	33
Other (please specify)	4.16%	19
Total Respondents: 457		

Q35 Are members of your household connected to others in the community in the following ways: (Please check all that apply)

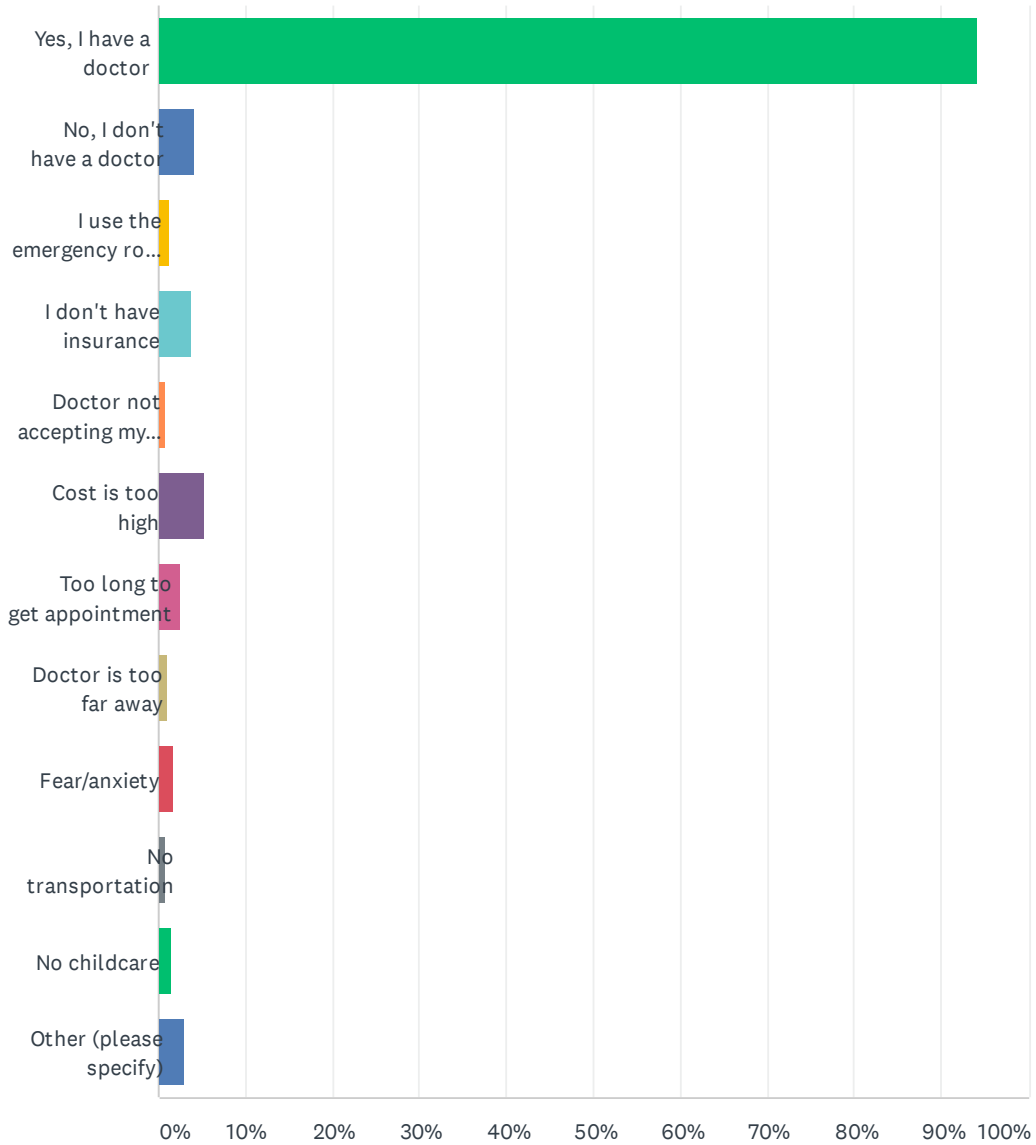
Answered: 442 Skipped: 90



ANSWER CHOICES	RESPONSES	
Helping others	57.92%	256
Through faith-based organizations	18.33%	81
Through community groups or projects	40.72%	180
Through volunteering	45.93%	203
I am rarely involved in community efforts	27.15%	120
Other (please specify)	4.98%	22
Total Respondents: 442		

Q36 Do members in your household have access to a medical doctor? If not, why? (Please check all that apply)

Answered: 464 Skipped: 68

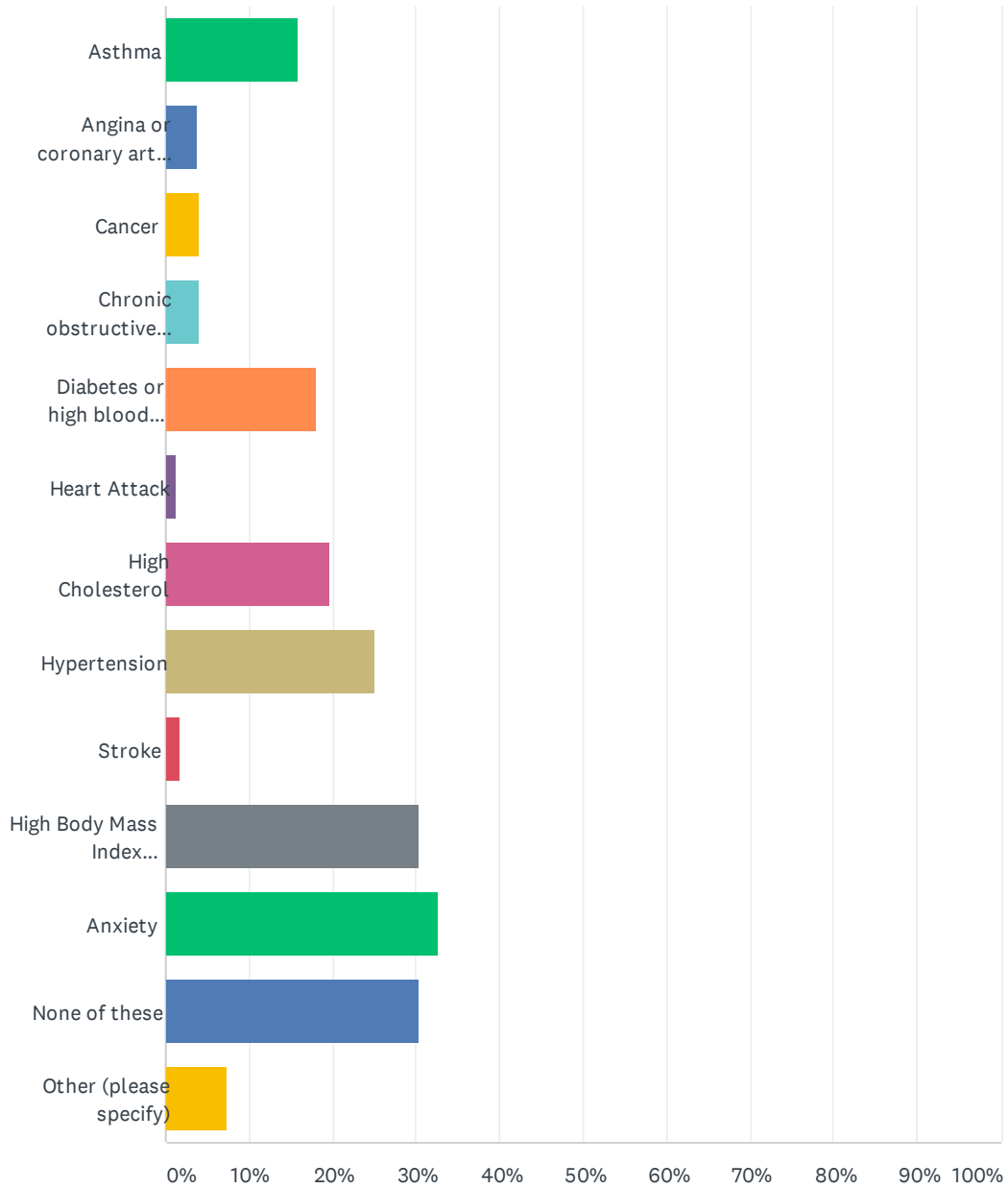


Confidential 2020 Survey for Waldo Community Action Partners Community Assessment

ANSWER CHOICES	RESPONSES	
Yes, I have a doctor	94.18%	437
No, I don't have a doctor	4.09%	19
I use the emergency room for medical care	1.29%	6
I don't have insurance	3.66%	17
Doctor not accepting my insurance	0.86%	4
Cost is too high	5.17%	24
Too long to get appointment	2.59%	12
Doctor is too far away	1.08%	5
Fear/anxiety	1.72%	8
No transportation	0.86%	4
No childcare	1.51%	7
Other (please specify)	3.02%	14
Total Respondents: 464		

Q37 In the past year, someone in my household has been told by a medical doctor that they have one or more of the following conditions or risk factors. (Please check all that apply and remember your answers are confidential)

Answered: 422 Skipped: 110

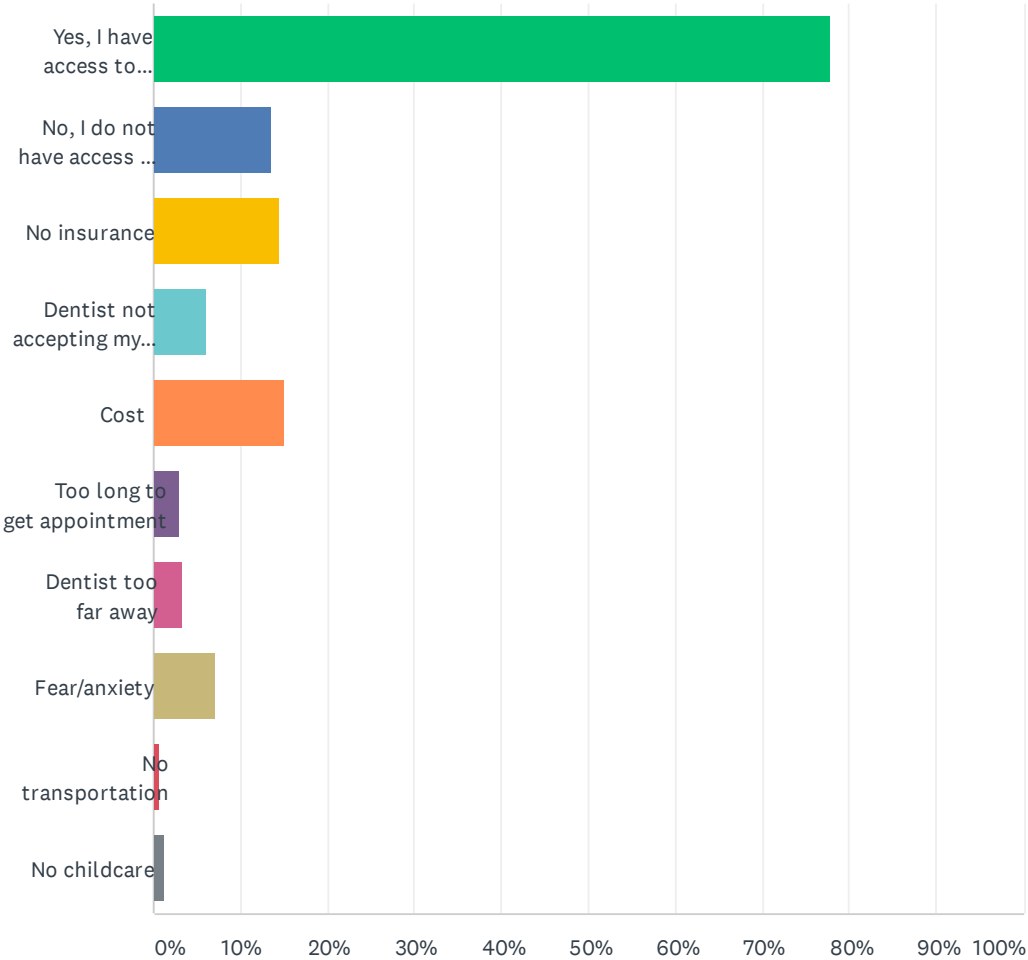


Confidential 2020 Survey for Waldo Community Action Partners Community Assessment

ANSWER CHOICES	RESPONSES	
Asthma	15.88%	67
Angina or coronary artery disease	3.79%	16
Cancer	4.03%	17
Chronic obstructive pulmonary Disease (COPD)	4.03%	17
Diabetes or high blood sugar	18.01%	76
Heart Attack	1.18%	5
High Cholesterol	19.67%	83
Hypertension	25.12%	106
Stroke	1.66%	7
High Body Mass Index (Overweight or Obese)	30.33%	128
Anxiety	32.70%	138
None of these	30.33%	128
Other (please specify)	7.35%	31
Total Respondents: 422		

Q38 Do you have access to dental care? If not, why? (Please check all that apply)

Answered: 465 Skipped: 67

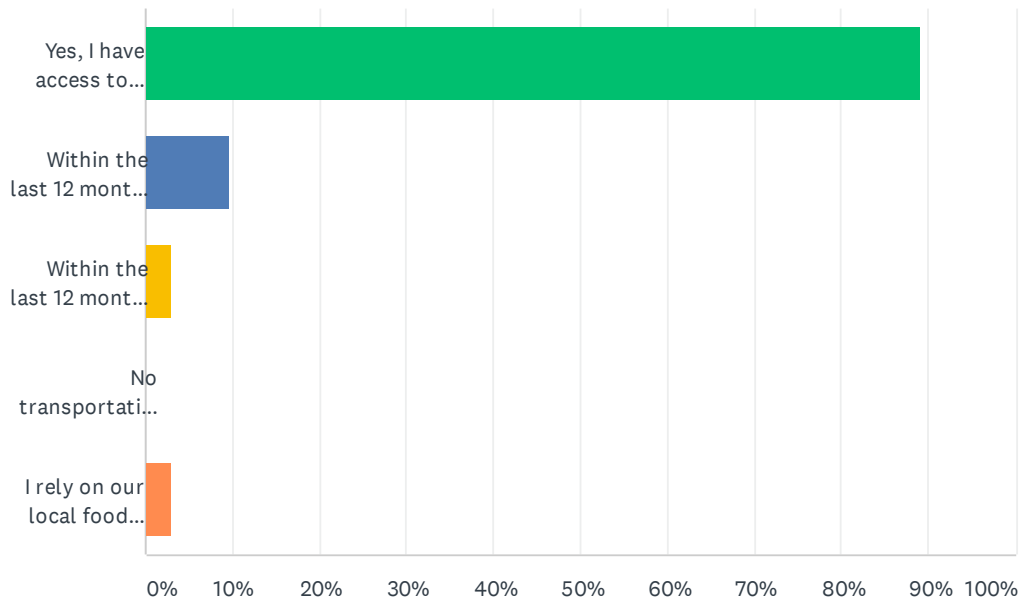


Confidential 2020 Survey for Waldo Community Action Partners Community Assessment

ANSWER CHOICES	RESPONSES	
Yes, I have access to dental care	77.85%	362
No, I do not have access to dental care	13.55%	63
No insurance	14.41%	67
Dentist not accepting my insurance	6.02%	28
Cost	15.05%	70
Too long to get appointment	3.01%	14
Dentist too far away	3.44%	16
Fear/anxiety	7.10%	33
No transportation	0.65%	3
No childcare	1.29%	6
Total Respondents: 465		

Q39 Do you have access to enough food to feed your family? If not, why? (Please check all that apply)

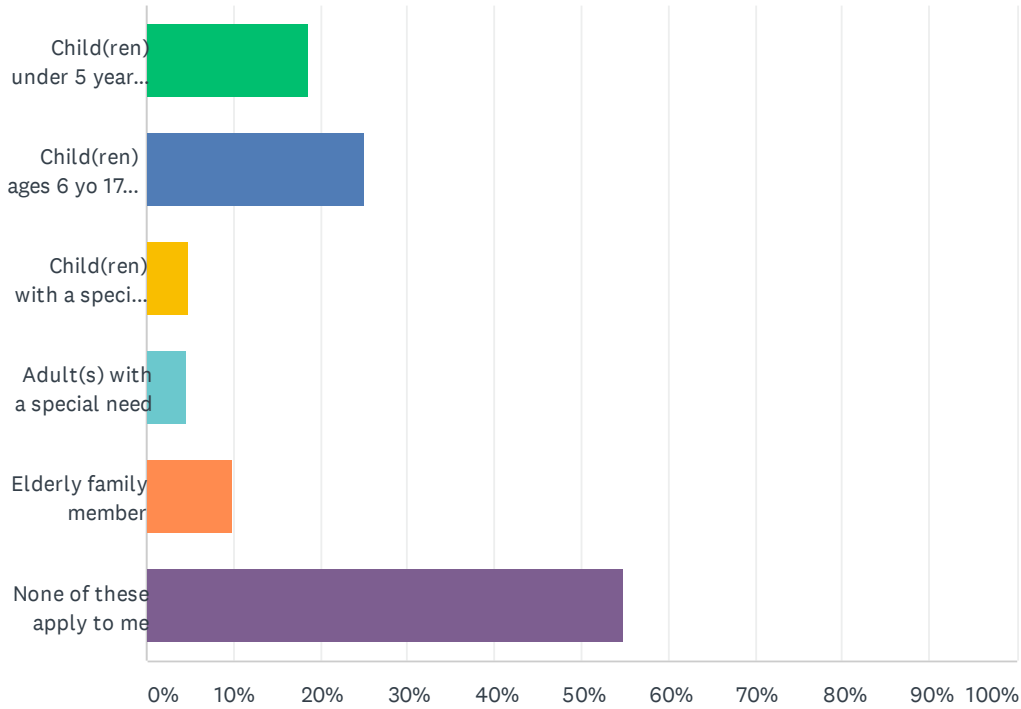
Answered: 467 Skipped: 65



ANSWER CHOICES	RESPONSES	
Yes, I have access to enough food to feed my family	89.08%	416
Within the last 12 months I worried that our food would run out before we got money to buy more	9.64%	45
Within the last 12 months the food we purchased didn't last and we didn't have money to buy more	3.00%	14
No transportation to get food	0.00%	0
I rely on our local food pantry to supplement my family's food	3.00%	14
Total Respondents: 467		

Q40 Not counting work responsibilities, are you an adult caregiver for any of the following: (Please check all that apply)

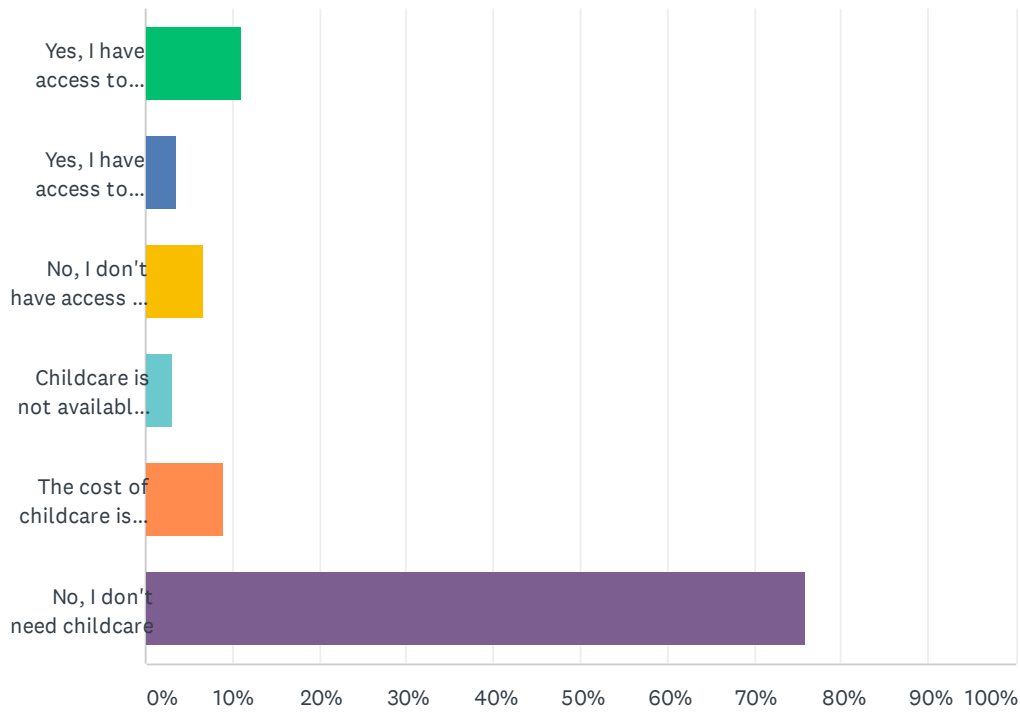
Answered: 462 Skipped: 70



ANSWER CHOICES	RESPONSES	
Child(ren) under 5 years old	18.61%	86
Child(ren) ages 6 yo 17 years old	25.11%	116
Child(ren) with a special need	4.76%	22
Adult(s) with a special need	4.55%	21
Elderly family member	9.74%	45
None of these apply to me	54.76%	253
Total Respondents: 462		

Q41 If you need childcare, do you have access to childcare you need? (Please check all that apply)

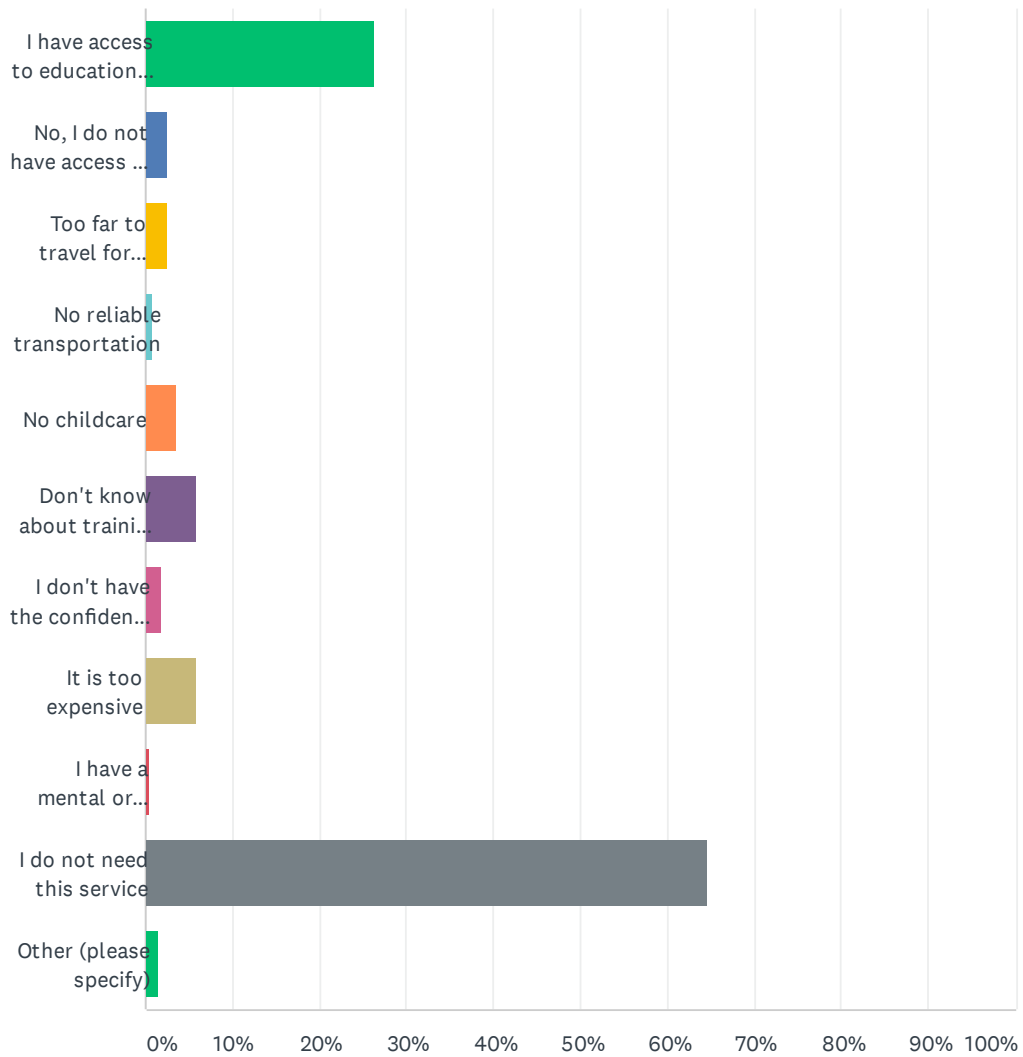
Answered: 456 Skipped: 76



ANSWER CHOICES	RESPONSES	
Yes, I have access to childcare that meets my needs	11.18%	51
Yes, I have access to childcare, but it doesn't meet my needs	3.51%	16
No, I don't have access to childcare	6.80%	31
Childcare is not available in my area	3.07%	14
The cost of childcare is a concern	8.99%	41
No, I don't need childcare	75.88%	346
Total Respondents: 456		

Q42 Do you have access to education or job training? If not, why? (Please check all that apply)

Answered: 459 Skipped: 73

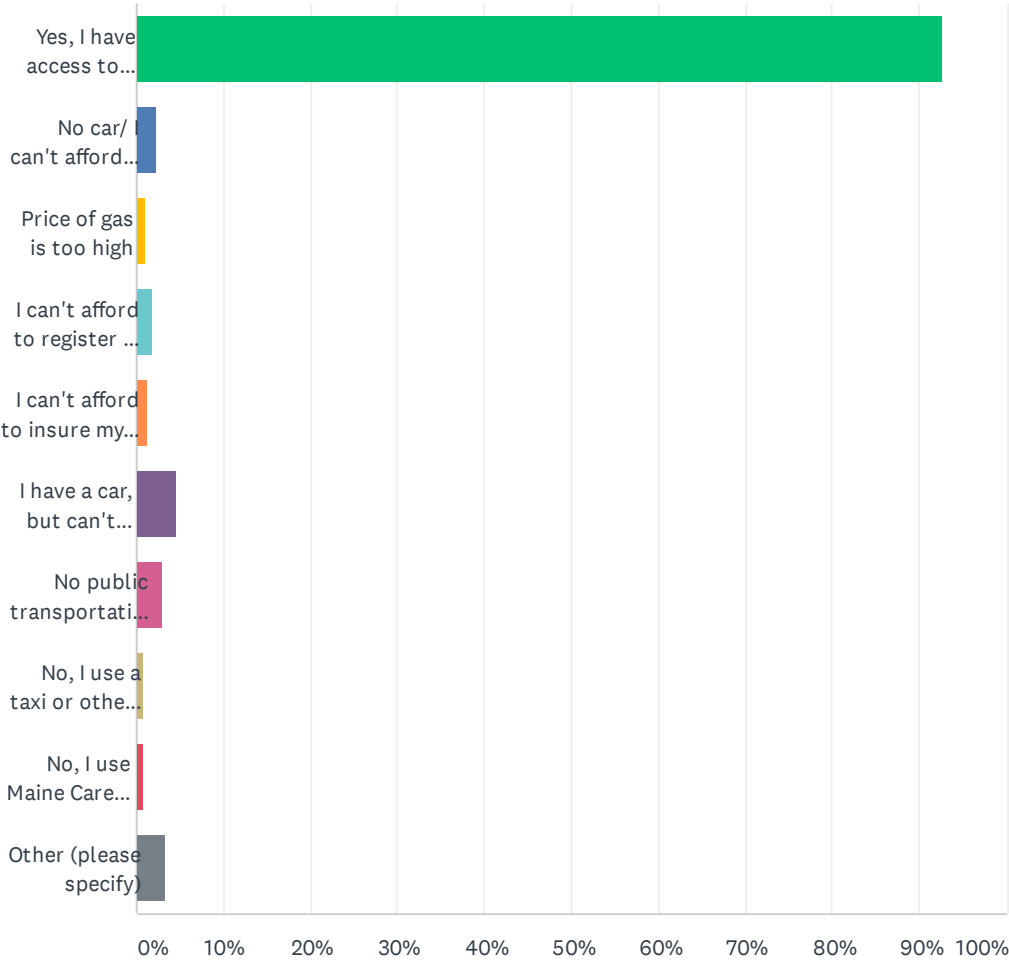


Confidential 2020 Survey for Waldo Community Action Partners Community Assessment

ANSWER CHOICES	RESPONSES	
I have access to education or job training	26.36%	121
No, I do not have access to education or job training	2.61%	12
Too far to travel for education or job training programs	2.61%	12
No reliable transportation	0.87%	4
No childcare	3.49%	16
Don't know about training or education options	5.88%	27
I don't have the confidence and support to take classes	1.96%	9
It is too expensive	5.88%	27
I have a mental or physical disability that prevents me from taking classes	0.44%	2
I do not need this service	64.71%	297
Other (please specify)	1.53%	7
Total Respondents: 459		

Q43 Do you have access to reliable transportation? If not, why? (Please check all that apply)

Answered: 462 Skipped: 70

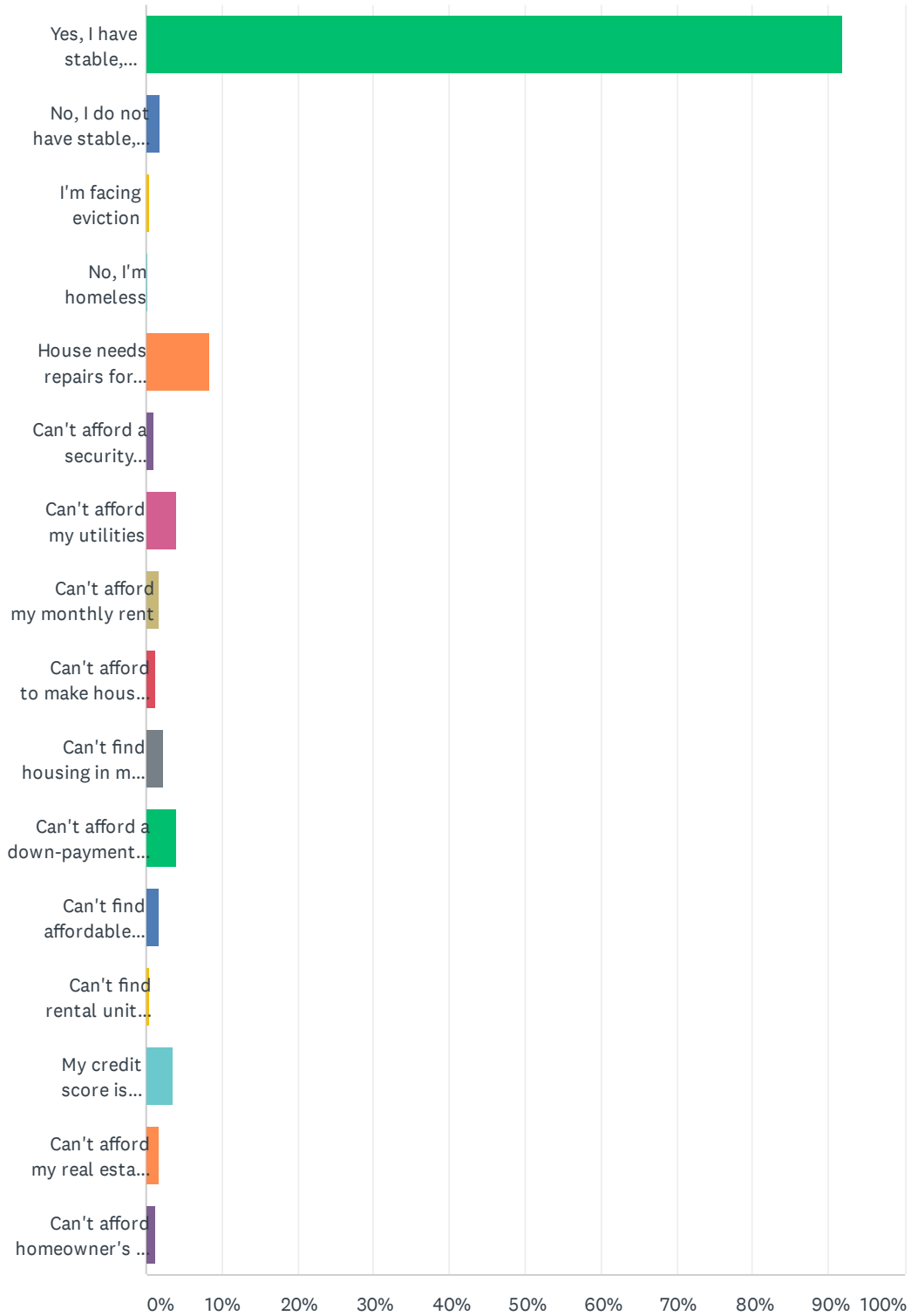


Confidential 2020 Survey for Waldo Community Action Partners Community Assessment

ANSWER CHOICES	RESPONSES	
Yes, I have access to reliable transportation	92.64%	428
No car/ I can't afford car	2.38%	11
Price of gas is too high	1.08%	5
I can't afford to register my car	1.95%	9
I can't afford to insure my car	1.30%	6
I have a car, but can't afford to repair it	4.55%	21
No public transportation (bus, taxi, etc.) is near my home or work	3.03%	14
No, I use a taxi or other public transportation	0.87%	4
No, I use Maine Care transportation	0.87%	4
Other (please specify)	3.25%	15
Total Respondents: 462		

Q44 Do you have access to stable, affordable housing? If not, why? (Please check all that apply)

Answered: 462 Skipped: 70

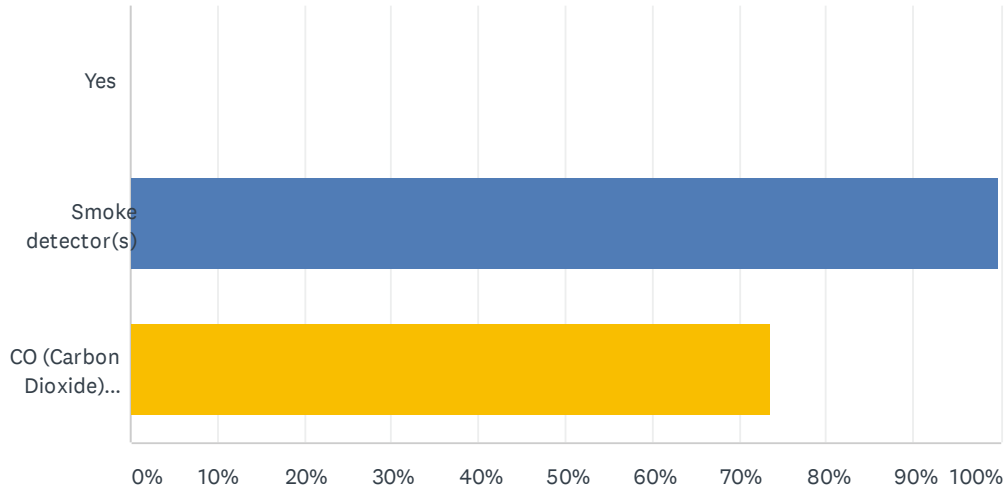


Confidential 2020 Survey for Waldo Community Action Partners Community Assessment

ANSWER CHOICES	RESPONSES	
Yes, I have stable, affordable housing	91.77%	424
No, I do not have stable, affordable housing	1.95%	9
I'm facing eviction	0.43%	2
No, I'm homeless	0.22%	1
House needs repairs for safety or energy efficiency	8.44%	39
Can't afford a security deposit or first month and last month rent to move into rental	1.08%	5
Can't afford my utilities	3.90%	18
Can't afford my monthly rent	1.73%	8
Can't afford to make house payments	1.30%	6
Can't find housing in my price range to purchase	2.38%	11
Can't afford a down-payment to buy a house	3.90%	18
Can't find affordable rental unit	1.73%	8
Can't find rental unit accepting housing vouchers	0.43%	2
My credit score is preventing me from getting a loan or meeting a landlord's requirements	3.46%	16
Can't afford my real estate taxes	1.73%	8
Can't afford homeowner's or renter's insurance	1.30%	6
Total Respondents: 462		

Q45 My home has a functioning: (Please check all that apply)

Answered: 428 Skipped: 104



ANSWER CHOICES	RESPONSES	
Yes	0.00%	0
Smoke detector(s)	99.77%	427
CO (Carbon Dioxide) Detector(s)	73.60%	315
Total Respondents: 428		

Q46 I believe the biggest problem facing youth in Waldo County is:

Answered: 339 Skipped: 193

Q47 I believe the biggest problem facing adults and seniors in Waldo County is:

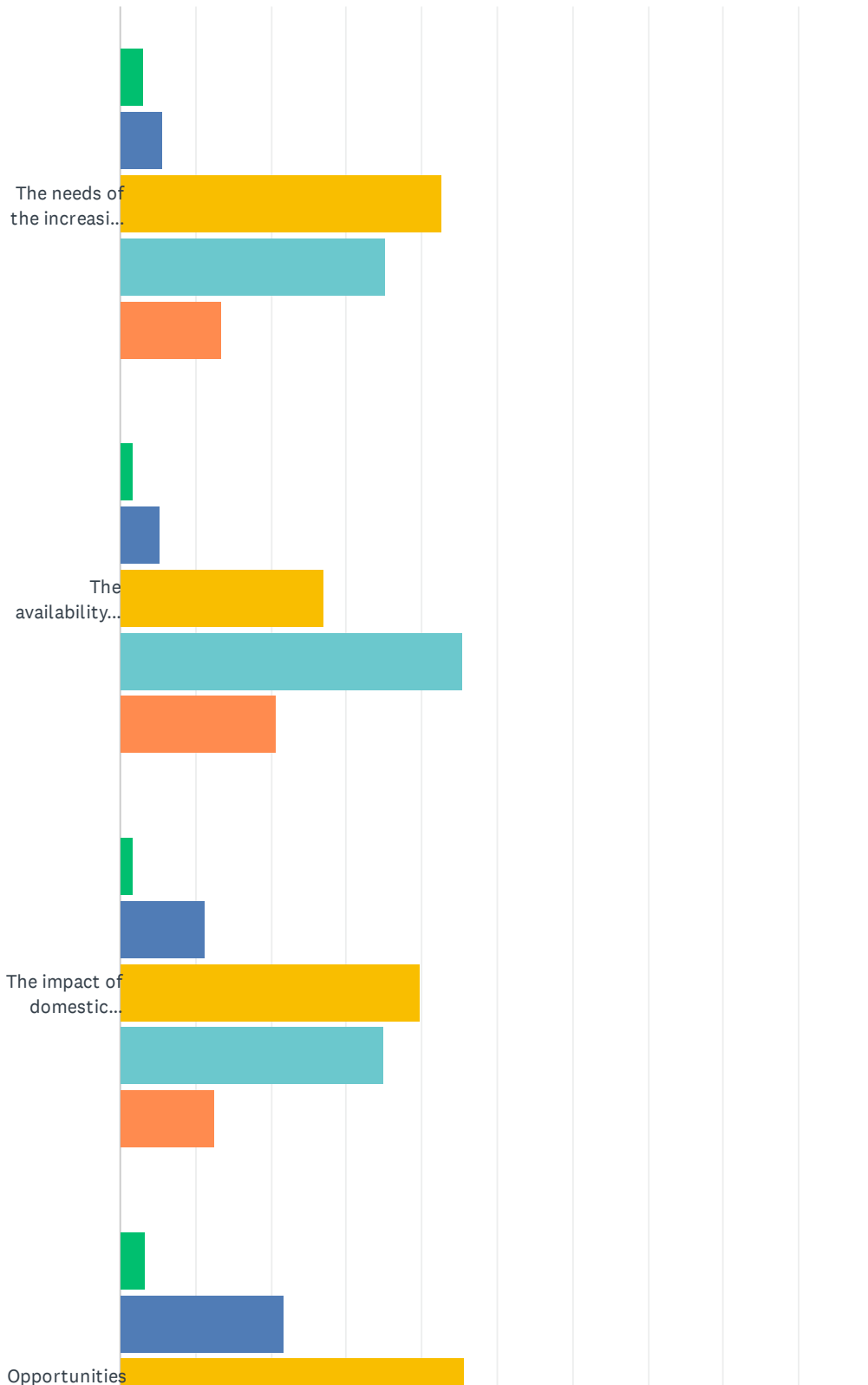
Answered: 341 Skipped: 191

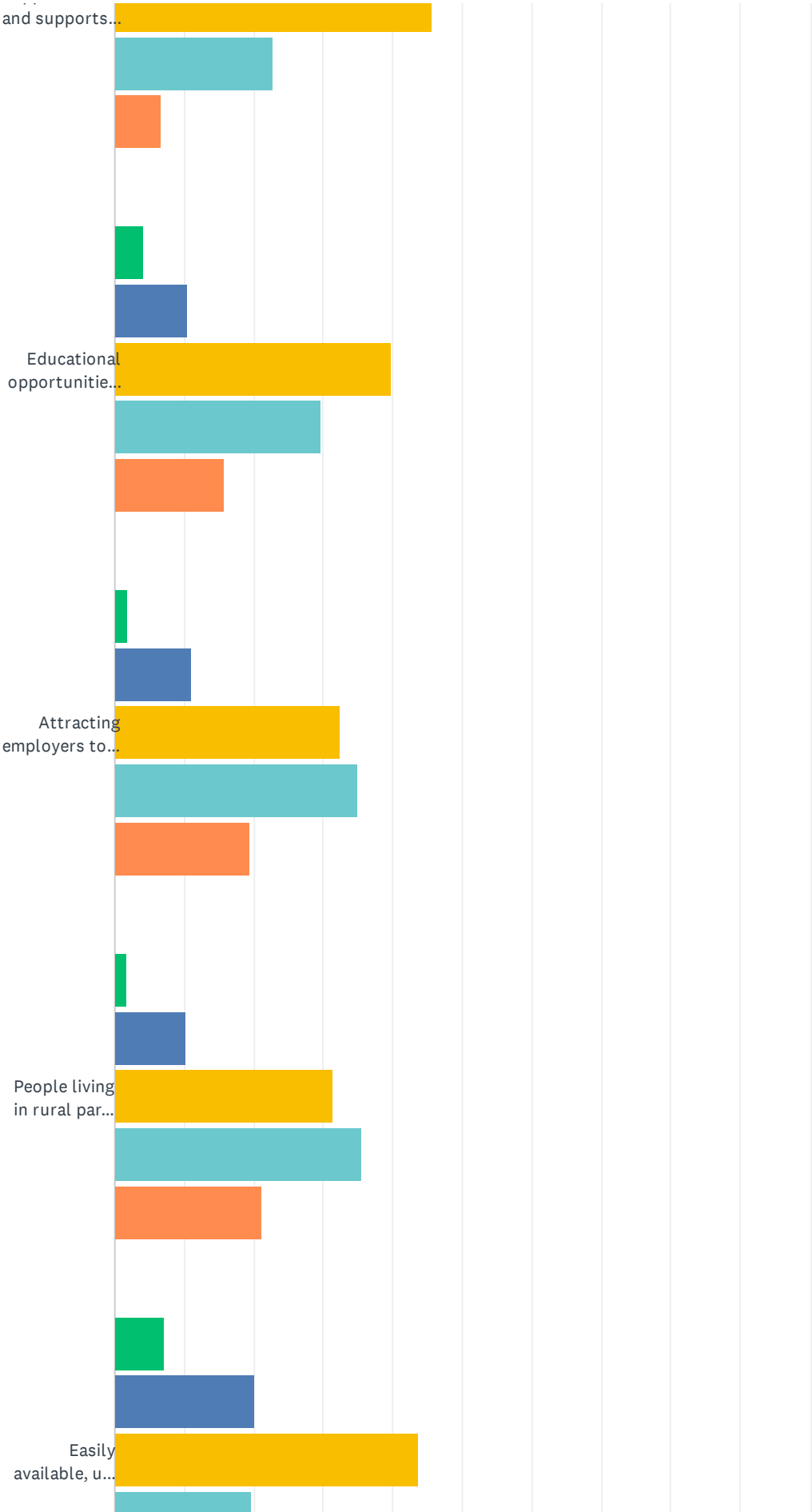
Q48 I believe the biggest strength in Waldo County is:

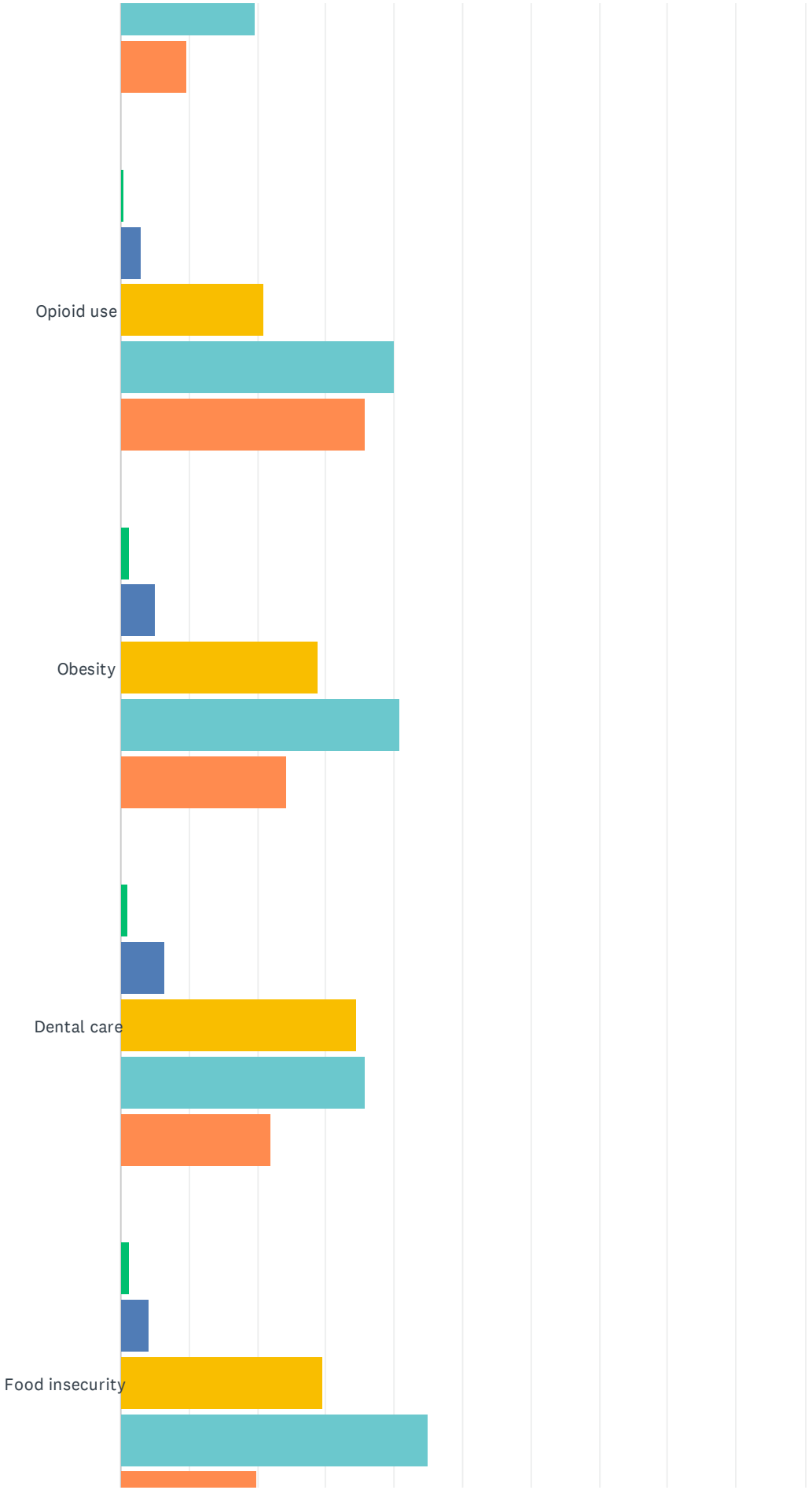
Answered: 326 Skipped: 206

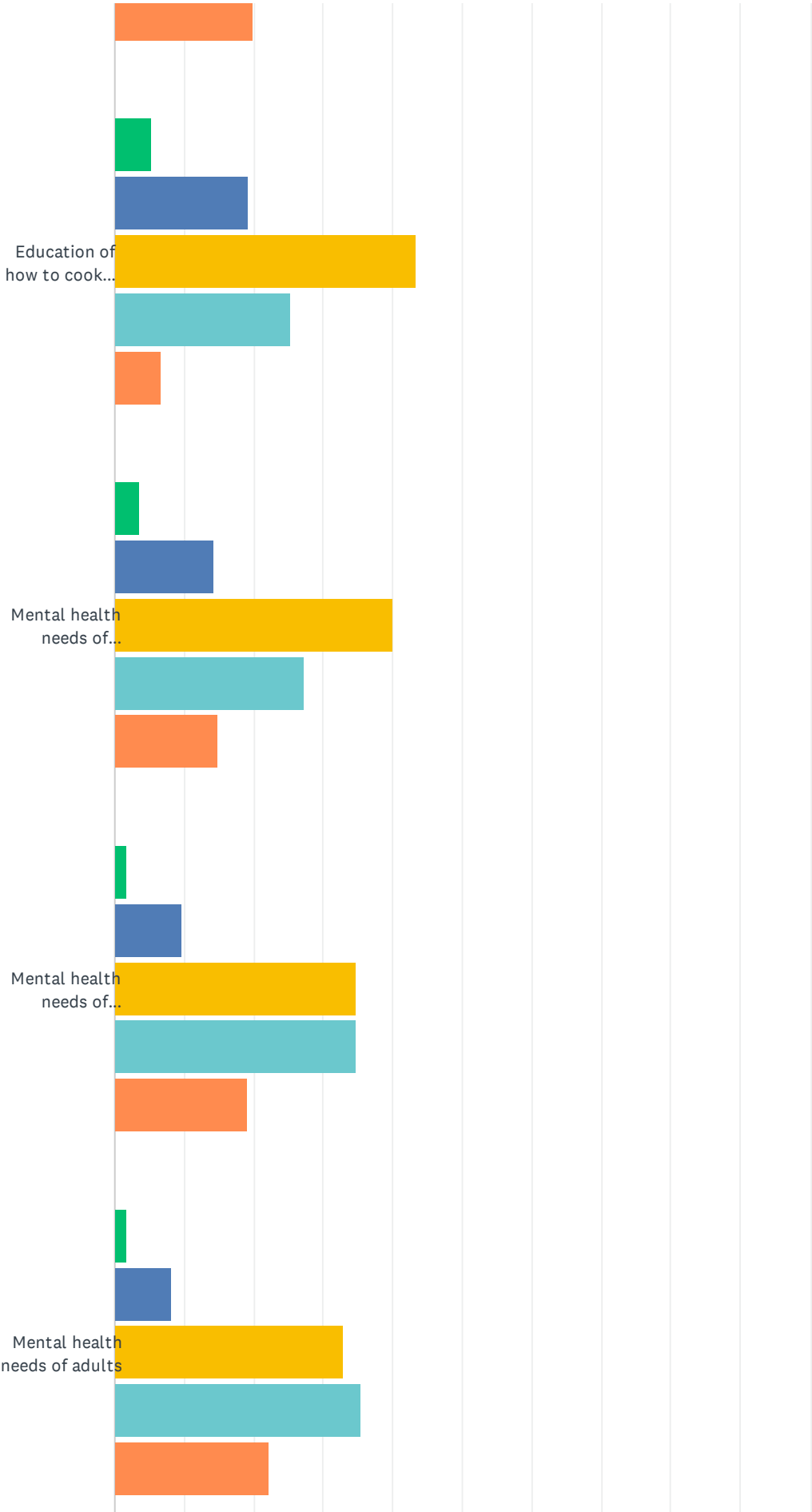
Q49 Please rate your level of concern for each of the following in Waldo County by marking the box you feel best matches your thoughts for each row:

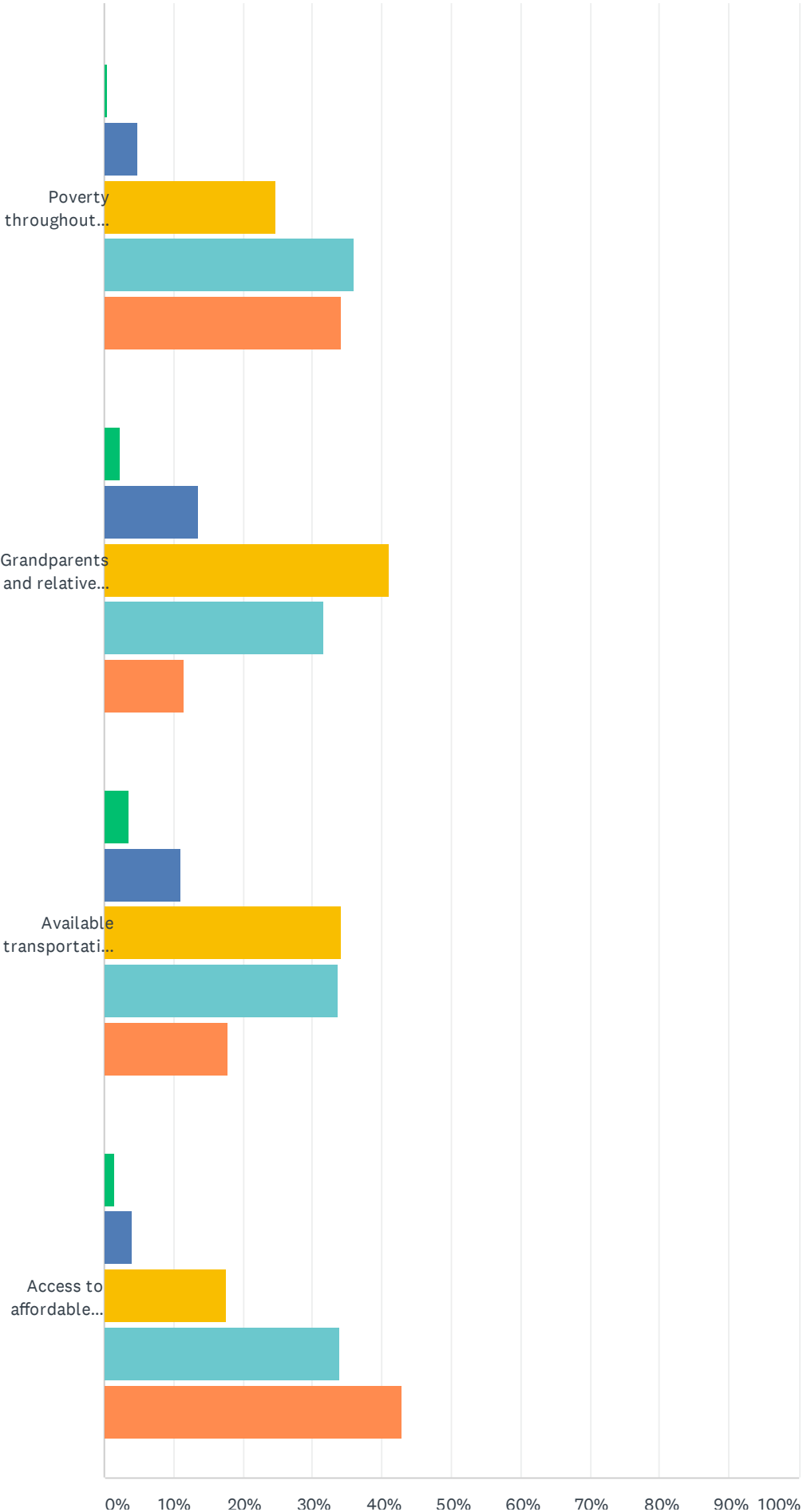
Answered: 416 Skipped: 116











.....

- Not a problem
- Minor proble
- Moderate problem
- Major problem
- Critical problem

Confidential 2020 Survey for Waldo Community Action Partners Community Assessment

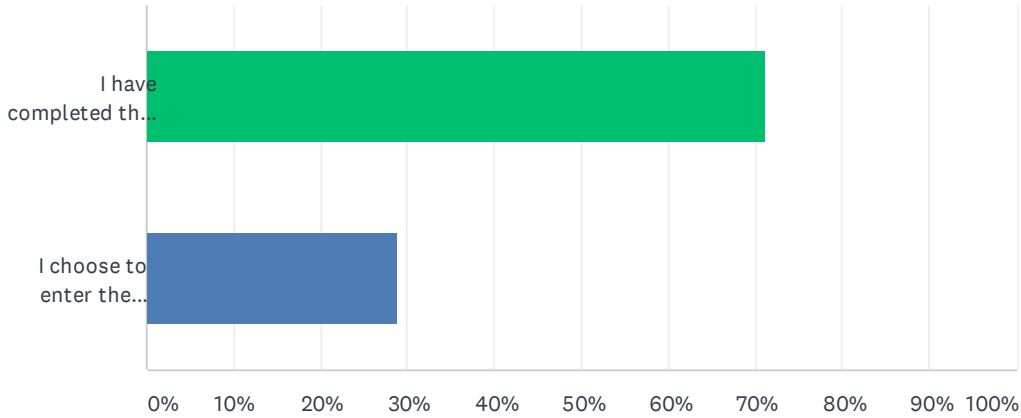
	NOT A PROBLEM	MINOR PROBLE	MODERATE PROBLEM	MAJOR PROBLEM	CRITICAL PROBLEM	TOTAL	WEIGHTED AVERAGE
The needs of the increasing elderly population	3.20% 13	5.67% 23	42.61% 173	35.22% 143	13.30% 54	406	3.50
The availability and cost of childcare	1.73% 7	5.20% 21	26.98% 109	45.30% 183	20.79% 84	404	3.78
The impact of domestic violence on people and the community	1.75% 7	11.22% 45	39.65% 159	34.91% 140	12.47% 50	401	3.45
Opportunities and supports for people and families affected by or convicted of crimes	3.32% 13	21.68% 85	45.66% 179	22.70% 89	6.63% 26	392	3.08
Educational opportunities or apprenticeships/internships to obtains skills/trades training for available jobs	4.25% 17	10.50% 42	39.75% 159	29.75% 119	15.75% 63	400	3.42
Attracting employers to the area	1.98% 8	11.14% 45	32.43% 131	34.90% 141	19.55% 79	404	3.59
People living in rural parts of the county can't easily access resources in the larger communities	1.72% 7	10.29% 42	31.37% 128	35.54% 145	21.08% 86	408	3.64
Easily available, up to date information on all services in the county	7.04% 28	20.10% 80	43.72% 174	19.60% 78	9.55% 38	398	3.05
Opioid use	0.49% 2	2.96% 12	20.94% 85	39.90% 162	35.71% 145	406	4.07
Obesity	1.24% 5	4.96% 20	28.78% 116	40.69% 164	24.32% 98	403	3.82
Dental care	1.01% 4	6.57% 26	34.60% 137	35.86% 142	21.97% 87	396	3.71
Food insecurity	1.24% 5	4.23% 17	29.60% 119	45.02% 181	19.90% 80	402	3.78
Education of how to cook with healthy foods	5.28% 21	19.35% 77	43.22% 172	25.38% 101	6.78% 27	398	3.09
Mental health needs of infants and children	3.57% 14	14.29% 56	40.05% 157	27.30% 107	14.80% 58	392	3.35
Mental health needs of children and teens	1.78% 7	9.64% 38	34.77% 137	34.77% 137	19.04% 75	394	3.60
Mental health needs of adults	1.76% 7	8.06% 32	32.75% 130	35.26% 140	22.17% 88	397	3.68
Poverty throughout generations in families	0.50% 2	4.73% 19	24.63% 99	36.07% 145	34.08% 137	402	3.99
Grandparents and relatives raising children	2.26% 9	13.57% 54	40.95% 163	31.66% 126	11.56% 46	398	3.37
Available transportation services throughout the county	3.46% 14	11.11% 45	34.07% 138	33.58% 136	17.78% 72	405	3.51
Access to affordable housing	1.49% 6	3.97% 16	17.62% 71	34.00% 137	42.93% 173	403	4.13

Q50 Are there any other needs that you believe are a high priority for Waldo County? Or use this space to share your concerns for items identified in question 49.

Answered: 107 Skipped: 425

Q51 Thank you for completing this survey! If you wish to remain ANONYMOUS, please end your survey now. If you wish to enter the raffle, please go on to the next question.

Answered: 402 Skipped: 130



ANSWER CHOICES	RESPONSES	
I have completed the survey	71.14%	286
I choose to enter the raffle	28.86%	116
TOTAL		402

Q52 If you choose to be entered in the raffle for one of two \$50 Hannaford gift cards, please include your name and phone number so we may contact. Please know that if you enter your name and phone number, your survey answers will remain CONFIDENTIAL and your answers will not be identified as yours.

Answered: 116 Skipped: 416

ANSWER CHOICES	RESPONSES	
Name	100.00%	116
Company	0.00%	0
Address	0.00%	0
Address 2	0.00%	0
City/Town	0.00%	0
State/Province	0.00%	0
ZIP/Postal Code	0.00%	0
Country	0.00%	0
Email Address	0.00%	0
Phone Number	99.14%	115